

Washburn
GUITARS
A CHICAGO ORIGINAL SINCE 1883





With roots going back before the Civil War, Washburn began as a partnership between George Washburn Lyon and Patrick Healy. Formed in Chicago, Illinois, Washburn has been building stringed instruments since 1883. An American institution, Washburn has built guitars, mandolins, banjos, ukuleles, and more throughout the years. Many of the biggest names in folk, rock, and blues have played Washburn and some of the most significant trendsetting music has been played on a Washburn. From early blues, to the inspiration behind the MTV Unplugged revival, to the modern day, Washburn has been a choice amongst the songsmiths of the day.

130 years of history is at the root of our strong foundation building high quality instruments. It is this background that inspires us to create instruments for you and we hope you experience the exceptional value, playability and voice that is Washburn. In this brochure we encourage you to explore the Washburn line of fine instruments. We are sure you can find a musical partner in a Washburn, be it the quintessential acoustic-electric Festival, the legendary Heritage, the luthier inspired Comfort, or our extensive variety of Americana models.



WASHBURN
— ACOUSTICS —

D'Addario

FISHMAN

BARCUS-BERRY

LEARTONE
SPECIALTY STRINGS

graph tech
GUITAR LAKES


ROVER

— SERIES —

A great little travel companion, Washburn's Rover is the ultimate travel guitar! A solid soundboard contributes to its clear and robust sound for its size. Play it any time or any place. Bring it with you when you're on a plane, a boat, a car, the beach, camping, hiking -anywhere. Comes complete with case, instructional DVD, strap and 3 picks. Fits in an airline overhead and is the perfect guitar travel companion.

SERIES FEATURES

FINISH	Matte
TOP	Solid Spruce
SIDES & BACK	Mahogany
BRACING	Quarter Sawn Scalloped Sitka Spruce Bracing
NECK	Mahogany
FRETBOARD	Rosewood 19 Frets
INLAYS	Offset Dots
BINDING	Cream Multi-Lam
SCALE	23.75"
NUT WIDTH	1-11/16"
ROSETTE	ABS
BRIDGE	Rosewood
NUT & SADDLE	ABS
TUNERS	Chrome Open Gear
STRINGS	D'Addario™



MODEL FEATURES

MODELS	COLOR	STYLE & ELECTRONICS
RO10	Natural, B, TB, TR	Rover Travel Size, includes padded case w/ strap, guitar strap, picks & instructional DVD



FESTIVAL — SERIES —


Countless "Name" players have played the electric-acoustic Festival from its inception in 1979 to the current day. In the hands of Nuno Bettencourt, the tune More Than Words inspired a generation of musicians to return to their roots and play acoustic. Available in the classic Florentine cutaway Mini-Jumbo, and the more modern Venetian cutaway Mini & Petite Jumbo bodies, the Festival is a statement of your desire to be a part of this history.

SERIES FEATURES

FINISH	Gloss
BRACING	Quarter Sawn Scalloped Sitka Spruce Bracing EACT42S: Quarter Sawn Sitka Spruce
INLAYS	Dots EA20SNB: Custom Mourning Widow
BINDING	Multi-Lam
NUT WIDTH	1-11/16"
ROSETTE	Abalone EACT42S: n/a EA20SNB: Custom Mourning Widow
BRIDGE	Rosewood
NUT & SADDLE	Graph Tech® Nubone EACT42S: ABS
TUNERS	Chrome Diecast EACT42S: Gold Classical
SCALE	25.5" EA10: 24"
STRINGS	D'Addario™ EACT42S: Nylon

"1990, sitting on the porch on a smoldering summer night in Massachusetts. Just me and one of my best friends, my Washburn. For a few glorious minutes, a cool breeze sweeps in on us carrying in the wind a G major, a C, and A minor and a D major, the rest is history...More Than Words."

**NUNO
BETTENCOURT**



MODEL FEATURES	MODELS	COLOR	TOP	SIDES & BACK	STYLE & ELECTRONICS	NECK	FRETBOARD
	EA10 / EA12	B	Basswood	Basswood	Petite / Mini Jumbo Cutaway w/EQ4-T Tuner/Preamp	Mahogany w/2 way Trussrod	Rosewood 19 Frets / 21 Frets
	EA15	ATB, ITB	Flame Maple	Catalpa	Mini Jumbo Cutaway w/EQ4-T Tuner/Preamp	Mahogany w/2 way Trussrod	Rosewood 20 Frets
	EA20	Natural	Spruce	Flame Maple	Mini Jumbo Florentine Cutaway w/EQ4-T Tuner/Preamp	Maple w/2 way Trussrod	Rosewood 21 Frets
	EACT42S	Natural	Solid Spruce	Mahogany	Thinline Florentine Cutaway w/4 Band Tuner/EQ	Gloss Mahogany w/2 way Trussrod	Rosewood 19 Frets
SIGNATURE NUNO BETTENCOURT							
	EA20SNB	Natural	Solid Sitka Spruce	Rosewood	Florentine Cutaway w/Fishman® Isys+ Tuner/Preamp	Satin Mahogany w/2 way Trussrod	Rosewood 20 Frets

NEW!
APPRENTICE
— 5, 20, 40 SERIES —

Every journey starts somewhere and the Apprentice is a trustworthy place to begin. Washburn's experience ensures you get a guitar that is the perfect balance of stability, tone and cosmetics. Those seeking a guitar that sounds great, looks great, plays great and will serve them well as they progress will find the Apprentice series perfectly suited to them.



MODELS	AD5K / AF5K AG20CEK / AG40CEK
STYLE & ELECTRONICS	D: Dreadnought / F: Folk / G-CE: Grand Auditorium Cutaway w/ Barcus-Berry LX4 Pickup
FINISH	Natural Gloss
TOP	Select Spruce
SIDES & BACK	5: Mahogany 20: Rosewood 40: Flame Maple
BRACING	Quarter Sawn Scalloped Bracing
NECK	Satin Mahogany w/2 way Trussrod
FRETBOARD	Rosewood 20 Frets
INLAYS	Dots
BINDING	5: Black 20 / 40: Cream
SCALE	25.5"
NUT WIDTH	1-11/16"
ROSETTE	Custom
BRIDGE	Rosewood
NUT & SADDLE	ABS
TUNERS	Chrome Diecast
STRINGS	D'Addario™

SERIES FEATURES



HARVEST
— SERIES —

The Harvest is one of the most high value solid top guitars in the World. As the main tone generating surface, the use of solid Sitka spruce for the soundboard and bracing allows for a rich voice. Cosmetically, the Harvest punches above its weight, sporting class leading features such as a wood inlaid rosette and ivory ABS binding.



MODELS	WD7S / WD7SCE WG7S / WG7SCE
STYLE & ELECTRONICS	D / D-CE: Dreadnought / Cutaway w/EQ4-T Tuner/Preamp G / G-CE: Grand Auditorium / Cutaway w/EQ4-T Tuner/Preamp
FINISH	Gloss
COLOR	Natural WD7S/WD7SCE: Also in ATB
TOP	Solid Sitka Spruce
SIDES & BACK	Mahogany
BRACING	Quarter Sawn Scalloped Sitka Spruce Bracing
NECK	Satin Mahogany w/2 way Trussrod
FRETBOARD	Rosewood 20 Frets
INLAYS	Dots
BINDING	Cream
SCALE	25.5"
NUT WIDTH	1-11/16"
ROSETTE	Custom Wood Inlay
BRIDGE	Rosewood
NUT & SADDLE	ABS
TUNERS	Chrome Diecast
STRINGS	D'Addario™

SERIES FEATURES



NEW!
HERITAGE
-10 SERIES-

The Heritage 10 Series encompass Washburn's tradition of providing a truly superb instrument at a working musician price. Featuring a custom Washburn tortoise pickguard and cream binding, the Heritage is optimized for picking, Roots and Country. Available in Dreadnought, Folk and Grand Auditorium styles, all feature solid soundboards paired with Mahogany back, sides and neck. Built with low mass "Cathedral Peak" scalloped-X bracing, thin UV cured finish, Graphtech Nubone nut & saddle and Cleartone boutique strings, the Heritage elicits superior tone that improves with age. Cutaways feature Fishman Isys+ 301T Tuner/Preamps for excellent amplified tone.

SERIES FEATURES

FINISH	UV Cured Gloss Polyester
SIDES & BACK	Mahogany
BRACING	Cathedral Peaked Advanced Scalloped-X
NECK	Satin Mahogany w/2 way Trussrod
FRETBOARD	Rosewood 20 Frets
INLAYS	Dots
BINDING	Cream Multi-Lam
SCALE	25 5/16"
NUT WIDTH	1-11/16"
ROSETTE	Custom
BRIDGE	Rosewood
NUT & SADDLE	Graph Tech® NuBone
TUNERS	Chrome Diecast
STRINGS	Cleartone



MODEL FEATURES

MODELS	COLOR	TOP	STYLE & ELECTRONICS
HD10S / HD10SLH	Natural	Solid Sitka Spruce	Dreadnought / Left Handed Dreadnought
HD10SCE	Natural, B, TB	Solid Sitka Spruce	Dreadnought Cutaway w/Fishman Isys+ 301T Tuner/Preamp
HD10SCE12	Natural	Solid Sitka Spruce	12 String Dreadnought Cutaway w/ Fishman Isys+ 301T Tuner/Preamp
HF11S / HF11SCE	Natural	Solid Cedar	Folk / Folk Cutaway w/Fishman Isys+ 301T Tuner/Preamp
HG12S	Natural	Solid Mahogany	Grand Auditorium

NEW!
HERITAGE
-20 SERIES-

The Heritage 20 Series are a step up from the 10 Series with an upgrade to Rosewood back and sides and Ebonite tuning buttons. Other specs are the same. One Grand Auditorium Deluxe, HG26SCE, and two Dreadnought models are available, the HD20S and the HD20SCE, which includes a cutaway and Fishman Isys+ 301T Tuner/Preamp.



SERIES FEATURES

MODELS	HD20S / HD20SCE Deluxe Model: HG26SCE
FINISH	Natural w/UV Cured Gloss Polyester
STYLE & ELECTRONICS	D / D-CE: Dreadnought / Cutaway w/ Fishman® Isys+ 301T Tuner/Preamp G-CE: Grand Auditorium Cutaway w/Fishman® Isys+ 301T Tuner/Preamp
TOP	20: Solid Sitka Spruce / 26: Solid Cedar
SIDES & BACK	Rosewood
BRACING	Cathedral Peaked Advanced Scalloped-X
NECK	Satin Mahogany w/2 way Trussrod
FRETBOARD	Rosewood 20 Frets
INLAYS	Dots
BINDING	20: Cream Multi-Lam / 26: Abalone
SCALE	25 5/16"
NUT WIDTH	1-11/16"
ROSETTE	20: Custom / 26: Abalone
BRIDGE	Rosewood
NUT & SADDLE	Graph Tech® NuBone
TUNERS	Chrome Diecast w/Ebonite buttons
STRINGS	Cleartone

NEW!
HERITAGE
-30 SERIES-

The Heritage 30 Series HD30SCE is a step up from the 20 Series pairing a solid Sitka spruce top with highly figured Ash back and sides resulting in a Dreadnought that is both bold and beautiful. The HD30SCE is upgraded with the Fishman Presys+ 501T Tuner/Preamp electronics and completed with Cleartone boutique strings and gold tuners.



SERIES FEATURES

MODELS	HD30SCE
STYLE & ELECTRONICS	Dreadnought Cutaway w/ Fishman® Presys+ Tuner/Preamp
FINISH	Natural w/UV Cured Gloss Polyester
TOP	Solid Sitka Spruce
SIDES & BACK	Tamo Ash
BRACING	Cathedral Peaked Advanced Scalloped-X
NECK	Satin Mahogany w/2 way Trussrod
FRETBOARD	Rosewood 20 Frets
INLAYS	Dots
BINDING	Cream Multi-Lam
SCALE	25 5/16"
NUT WIDTH	1-11/16"
ROSETTE	Custom Wood Inlay
BRIDGE	Rosewood
NUT & SADDLE	Graph Tech® Nubone
TUNERS	Gold Diecast
STRINGS	Cleartone



NEW!
HERITAGE
 -40 SERIES-

The Heritage 40 Series HJ40SCE is a solid Sitka spruce top Jumbo paired with Flame Maple back and sides resulting in an instant classic that is both loud and focused. Other specs are the same as the Heritage 30 Series including Cleartone boutique strings and Fishman Presys+ 501T Tuner/Preamp.



HJ40SCE

MODELS	HJ40SCE
STYLE & ELECTRONICS	Jumbo Cutaway w/Fishman® Presys+ Tuner/Preamp
FINISH	Natural w/UV Cured Gloss Polyester
TOP	Solid Sitka Spruce
SIDES & BACK	Flame Maple
BRACING	Cathedral Peaked Advanced Scalloped-X
NECK	Satin Mahogany w/2 way Trussrod
FRETBOARD	Rosewood 20 Frets
INLAYS	Dots
BINDING	Cream Multi-Lam
SCALE	25 5/16"
NUT WIDTH	1-11/16"
ROSETTE	Custom
BRIDGE	Rosewood
NUT & SADDLE	Graph Tech® Nubone
TUNERS	Gold Diecast
STRINGS	Cleartone

SERIES FEATURES

SERIES FEATURES

All solid woods are used in the construction of the Timber Ridge Series. Where the solid Sitka spruce tops contribute the majority of tone and volume, solid Mahogany or solid Rosewood back and sides add a complexity that fills in the upper harmonic range of these delightful guitars. Detailed with wood binding, a bone nut and saddle, and abalone rosette, the Timber Ridge offers the player a tone and value proposition only available elsewhere at many times the price.

MODELS	WD150SWCE / WD250SWCE
STYLE & ELECTRONICS	Dreadnought Cutaway w/Fishman® Presys Blend w/Sonicore pickup, anti-feedback control, built-in mic w/level control & endpin jack
FINISH	Natural Gloss
TOP	Solid Sitka Spruce
SIDES & BACK	150: Solid Mahogany 250: Solid Rosewood
BRACING	Quarter Sawn Scalloped Sitka Spruce Bracing
NECK	Satin Mahogany w/ 2 way Trussrod
FRETBOARD	Rosewood 20 Frets
INLAYS	Offset Dots
BINDING	150: Mahogany 250: Rosewood
SCALE	25.5"
NUT WIDTH	1-11/16"
ROSETTE	Abalone
BRIDGE	Rosewood
NUT & SADDLE	Bone
TUNERS	Chrome Diecast
STRINGS	D'Addario™



WD150SWCE

WD250SWCE



CUTAWAY
JUMBO
(J-CE)

NATURAL
(SPRUCE)



DREADNOUGHT
(D)

CUTAWAY
DREADNOUGHT
(D-CE)

NATURAL
(SPRUCE)

COMFORT

— 18 SERIES —

It's all in a name; the Washburn Comfort series focuses not only on great tone and playability, but also on improving the playing experience. Three separate designs are used to relieve the sharp edge under a player's right arm. "18" series models feature a "Drop-Top" soundboard which allows for a gradual shift in angle right where most players anchor their elbows, as well as a "belly cut" which is usually found on most electric guitars.



"Drop top" contoured top & belly-carved backs for comfortable playability.



CUTAWAY DREADNOUGHT (D-CE)

CUTAWAY GRAND AUDITORIUM (G-CE)

NATURAL (SPRUCE)

MODELS	WCD18CE / WCG18CE
STYLE & ELECTRONICS	D-CE: Dreadnought Cutaway w/ Fishman® Isys+ Tuner/Preamp G-CE: Grand Auditorium Cutaway w/ Fishman® Isys+ Tuner/Preamp
FINISH	Natural Gloss
TOP	Contoured Select Spruce
SIDES & BACK	Contoured Mahogany
BRACING	Quarter Sawn Scalloped Sitka Spruce Bracing
NECK	Satin Mahogany w/2 way Trussrod
FRETBOARD	Rosewood 21 Frets
INLAYS	Dots
BINDING	Cream Multi-Lam
SCALE	25.5"
NUT WIDTH	1-11/16"
ROSETTE	Abalone
BRIDGE	Rosewood
NUT & SADDLE	Graph Tech® Nubone
TUNERS	Chrome Diecast
STRINGS	D'Addario™


SERIES FEATURES

SERIES FEATURES

MODELS	WCDM15SK / WCDM55K
STYLE & ELECTRONICS	Mini Dreadnought w/semi cutaway
FINISH	Natural Satin
TOP	15: Solid Sitka Spruce / 55: Koa
SIDES & BACK	15: Rosewood / 55: Koa Comfort beveled Rosewood binding
BRACING	Quarter Sawn Scalloped Sitka Spruce Bracing
NECK	Satin Mahogany w/ 2 way Trussrod
FRETBOARD	Rosewood 20 Frets
INLAYS	Dots
BINDING	Beveled Rosewood
SCALE	23.25"
NUT WIDTH	1-11/16"
ROSETTE	Alternating Maple & Mahogany
BRIDGE	Rosewood
NUT & SADDLE	Graph Tech® Black NuBone
TUNERS	Gold Diecast w/Ebonite buttons
STRINGS	D'Addario™



Mini Dreadnought with rosewood beveled binding & carve-away for easy upper fret access & comfort.



DREADNOUGHT MINI (DM)

NATURAL (KOA)

NATURAL (SPRUCE)

COMFORT

— MINI SERIES —

Washburn's Comfort Series combine looks and ergonomics to deliver the ultimate player-friendly guitars. The 7/8-sized Dreadnought-Mini uses a binding bevel and scooped upper bout to facilitate greater access to the upper frets and provide a comfortable playing experience whether you're sitting or standing.

COMFORT — DELUXE SERIES —

Washburn's Comfort Deluxe Series of lutherie inspired ergonomic guitars deliver the ultimate player-friendly experience. The Washburn Comfort Deluxe focuses not only on great tone and playability, its ergonomic armrest-bevel is comfortable, handmade, and a thousand dollar option anywhere else.

SERIES FEATURES

COLOR	Natural
FINISH	Gloss
BRACING	Quarter Sawn Scalloped Sitka Spruce Bracing
NECK	Satin Mahogany w/2 way Trussrod
FRETBOARD	Rosewood 20 Frets
BINDING	Mahogany
SCALE	25.5"
ROSETTE	Alternating Maple & Mahogany
BRIDGE	Rosewood bound w/Mahogany
TUNERS	Grover® Exclusive 18:1 w/Ebonite buttons 20: Chrome diecast
STRINGS	D'Addario™ 20: Cleartone



Ergonomic mahogany armrest bevel

MODEL FEATURES

MODELS	TOP	SIDES & BACK	STYLE & ELECTRONICS	NUT WIDTH	NUT & SADDLE
WCG15CE	Select Spruce	Rosewood w/Ergonomic Mahogany armrest bevel	Grand Auditorium Cutaway w/Barcus-Berry Tuner/Preamp	1-1/16"	Plastic
WCG20SCE	Solid Sitka Spruce	Rosewood w/Ergonomic Mahogany armrest bevel	Grand Auditorium Cutaway w/Fishman® Isys+ Tuner/Preamp	1-1/16"	Bone
WCG15SCE12	Solid Sitka Spruce	Rosewood w/Ergonomic Mahogany armrest bevel	12 string Grand Auditorium Cutaway w/Fishman® Presys+ Tuner/Preamp	1-7/8"	Plastic
WCG25SCE	Solid Sitka Spruce	Rosewood w/Ergonomic Mahogany armrest bevel	Grand Auditorium Cutaway w/Fishman® Presys+ Tuner/Preamp	1-3/4"	Graph Tech® Black NuBone
WCG55CE	Koa	Koa w/Ergonomic Mahogany armrest bevel	Grand Auditorium Cutaway w/Fishman® Presys+ Tuner/Preamp	1-3/4"	Graph Tech® Black NuBone
WCG66SCE	Solid Cedar	Spalted Maple w/Ergonomic Mahogany armrest bevel	Grand Auditorium Cutaway w/Fishman® Presys+ Tuner/Preamp	1-3/4"	Graph Tech® Black NuBone

NEW!
WOODLINE
- 10 SERIES -

Your guitar is an expression of your individuality. The Rosewood-bound Woodline 10 Series are solid-top guitars that perfectly balance elegance, musicality and affordability. With the attractive Orchestra or the classic Dreadnought, the Woodline 10 is a perfect songwriting or finger-style tool; in church, at home, or on-stage. Solid select grade soundboards, low weight "Cathedral Peak" Scalloped-X bracing and Mahogany back and sides allow for great tone and Rosewood binding adds a touch of class leading elegance found on hand-made instruments. Low damping properties of the Graph Tech® NuBone nut and saddle, a thin UV cured Polyester finish, and boutique Cleartone strings maximize the tone and character of your guitar.



MODELS WLD10S / WLD10SCE WLO10S / WLO10SCE WLO11S / WLO12SE
FINISH UV Cured Gloss Polyester
STYLE & ELECTRONICS D / D-CE: Dreadnought / Cutaway w/ Fishman Isys+ 301T tuner preamp O / O-CE: Orchestra / Cutaway w/ Fishman Isys+ 301T tuner preamp
TOP 10: Solid Sitka Spruce 11: Solid Cedar 12: Solid Mahogany
SIDES & BACK Mahogany
BRACING Cathedral Peaked Advanced Scalloped-X
NECK Satin Mahogany w/2 way Trussrod
FRETBOARD Rosewood 21 Frets
INLAYS Dots
BINDING Rosewood
SCALE 25 5/16"
NUT WIDTH 1-11/16"
ROSETTE Custom
BRIDGE Rosewood
NUT & SADDLE Graph Tech® Nubone
TUNERS Chrome Diecast
STRINGS Cleartone

SERIES FEATURES

SERIES FEATURES

MODELS WLD20S / WLD20SCE WLO20S / WLO20SCE
FINISH UV Cured Gloss Polyester
STYLE & ELECTRONICS D / D-CE: Dreadnought / Cutaway Fishman Presys+ 301T with tuner preamp O / O-CE: Orchestra / Cutaway Fishman Presys+ 301T with tuner preamp
TOP Solid Sitka Spruce
SIDES & BACK Rosewood
BRACING Cathedral Peaked Advanced Scalloped-X
NECK Satin Mahogany w/2 way Trussrod
FRETBOARD Rosewood 21 Frets
INLAYS Dots
BINDING Maple
SCALE 25 5/16"
NUT WIDTH 1-11/16"
ROSETTE Custom
BRIDGE Rosewood
NUT & SADDLE Graph Tech® Nubone
TUNERS Chrome Diecast w/Ebonite buttons
STRINGS Cleartone

NEW!
WOODLINE
- 20 SERIES -

Building with properly cured, select solid soundboards with "Cathedral-peak" scalloped-X bracing, a Graph Tech NuBone nut & saddle, and boutique Cleartone treated strings results in one of the best sounding instruments at the price. Designed to appeal to the aspiring singer-songwriter or finger-stylist, the rosewood back and side Woodline 20 features understated details such as class leading maple binding and custom Woodline rosette and Washburn logo.



PARLOR — SERIES —

Washburn's Parlor was one of the original guitars built by George Washburn in the late 1800s. By the 1920s, the majority of Parlor guitars played in America were Washburns. Flash forward to the 21st Century and the Parlor guitar is experiencing a resurgence in popularity. Today's Washburn Parlor is faithfully inspired by the guitars of our past and provide an intimate voice and the ease of playability one expects of this body shape.



MODELS	WP11SNS / WP55NS
FINISH	Natural Satin
STYLE & ELECTRONICS	Parlor
TOP	11: Solid Cedar 55: Koa
SIDES & BACK	11: Mahogany 55: Koa
BRACING	Quarter Sawn Scalloped Sitka Spruce Bracing
NECK	Mahogany
FRETBOARD	Rosewood 18 Frets
INLAYS	11: Dots 55: Fancy
BINDING	Cream Multi-Lam
SCALE	24.75"
NUT WIDTH	1-11/16"
ROSETTE	Abalone
BRIDGE	Rosewood
NUT & SADDLE	Bone
TUNERS	Distressed open gear
STRINGS	D'Addario™

SERIES FEATURES


Inspired by times gone by, Washburn Vintage models are historical recreations of an original Washburn. Whether it be the turn of the century Parlor guitars with their "V" neck profile, or Roots ready Biscuit Resonators, there's a bit of history in each and every Washburn Vintage.

VINTAGE — SERIES —



MODELS	R314KK / R320SWRK R360K / R360SMK
FINISH	Matte
STYLE & ELECTRONICS	Parlor 360: Parlor w/biscuit resonator cone
TOP	Spruce / 320: Solid Spruce R360SMK: Spalted Maple
SIDES & BACK	Trembesi / 320: Solid Rosewood R360SMK: Spalted Maple
BRACING	Quarter Sawn Scalloped Sitka Spruce Bracing
NECK	Mahogany V shape
FRETBOARD	Ebony 18 Frets 360: Rosewood 20 frets
INLAYS	Fancy / 320: Tree of Life
BINDING	Cream Multi-Lam/Rope Purfling
SCALE	24.75"
NUT WIDTH	1-11/16"
ROSETTE	Abalone
BRIDGE	Ebony
NUT & SADDLE	Bone
TUNERS	Distressed open gear
STRINGS	D'Addario™


SERIES FEATURES



PARLOR (P)



NATURAL (CEDAR)




NATURAL (KOA)

Washburn
GUITARS


WWW.WASHBURN.COM



PARLOR (P)



VINTAGE MATTE



SPALTED MAPLE MATTE (SM)

23

22

CLASSICAL — SERIES —

Washburn's original classical guitars were built in the 1980s and drew their inspiration from the designs of Maestros Ignacio Fleta and Hermann Hauser. The focus of today's Washburn Classical is striking a balance amongst tone, value and stability

SERIES FEATURES

FINISH	Natural Gloss
BRACING	Quarter Sawn Sitka Spruce Bracing
NECK	Mahogany
BINDING	Black Multi-Lam
FRETBOARD	Rosewood 19 Frets
SCALE	650mm
NUT WIDTH	52mm
ROSETTE	Mosaic
BRIDGE	Rosewood
STRINGS	D'Addario™



MODELS	TOP	SIDES & BACK	STYLE & ELECTRONICS	TUNERS
C5 / CSCE	Spruce	Catalpa	Classical / Classical Cutaway w/EVT Tuner/Preamp	Classical Chrome w/Pearloid Button
C40	Spruce	Mahogany	Classical	Classical Chrome
C80S	Solid Cedar	Rosewood	Classical	Classical Gold
C64SCE	Solid Spruce	Mahogany	Classical Cutaway w/B-Band™ A3T	Classical Gold

MODEL FEATURES

AMERICANA

-MANDOLIN SERIES-

Introduced in 1880 and popular through the 1920s, Washburn mandolins were tools of choice during the pre-war mandolin craze. Available in numerous vintage and modern finishes with A-style and F-style shapes, the aspiring musician has loads of choices to find a perfect partner.

SERIES FEATURES

FINISH	Gloss Vintage Models: Matte
TOP	Carved Solid Spruce M1S Models: Solid Spruce
SCALE	13.75"
NUT WIDTH	1-1/8" Vintage Models: 1-1/4"
BRIDGE	Adjustable Rosewood Vintage Models: Adjustable Ebony
STRINGS	D'Addario™

"Today, more and more guitar players are picking up the mandolin. They're often looking for a bigger sound and approach the instrument with a more aggressive style."

RICHIE OWENS



MODEL FEATURES

MODELS	COLOR	SIDES & BACK	STYLE & ELECTRONICS	NECK	FRETBOARD	INLAYS	BINDING	TUNERS
M1S	TSB	Maple	"A" Style w/ F holes	Maple - Joined at 12th fret	Rosewood 20 Frets	Dots	Multi Lam	Diecast chrome
M1SDL	B, TR, TBL	Maple	"A" Style w/ Oval Soundhole	Maple - Joined at 12th fret	Rosewood 20 Frets	Dots	Multi Lam	Gold closed gear w/Pearloid buttons
M3SW	SB	Solid Maple	Florentine	Maple - Joined at 12th fret	Rosewood 24 Frets	Snowflake	Multi Lam	Gold closed gear w/Pearloid buttons
M3SWE	TWR	Solid Maple	Florentine w/ MG-2 Preamp	Maple - Joined at 12th fret	Rosewood 24 Frets	Snowflake	Multi Lam	Gold closed gear w/Pearloid buttons
VINTAGE SERIES								
M108SW	Vintage Matte	Solid Mahogany	"A" Style / Florentine	Maple - Joined at 12th fret	Ebony 20 Jumbo Frets	MOP Dots	n/a	Distressed open gear
M118SW	Vintage Matte	Solid Flame Maple	Florentine	Flame Maple - Dovetail Joined at 12th fret	Ebony 24 Jumbo Frets	MOP Dots	Ivoroid Herringbone/ Rope Purfling	Distressed open gear

AMERICANA -BANJO SERIES-



Like Washburn's mandolins, the first Washburn banjos were built in the late 1880s and continued their popularity through the pre-war 1930s. The current line-up of open back and resonator backed models produce all the tone and volume you'd expect in these classic Americana instruments.

SERIES FEATURES

- HEAD**
Remo® Head
6: Distressed Remo® Head
- BRIDGE**
Maple w/Ebony Tip
- FRETBOARD**
Rosewood 22 Frets
17: Ebony 22 Frets
- STRINGS**
D'Addario™

"The B16 has been just what I needed on tour with Miranda, from acoustic practices to arena stages. Everybody on the tour knows its sound since I sometimes roam the hallways picking chase music as I follow our crew around."

**CHRIS
KLINE**



MODEL FEATURES

MODELS	FINISH	COLOR	STYLE	SIDES & BACK	NECK	INLAYS	RIM	SCALE	NUT WIDTH	TONE RING	TUNERS
B6	Matte	Natural	6 String Open Back	Mahogany	Mahogany	Dots	Mahogany	25.5"	1-11/16"	n/a	Diecast
B7	Matte	Natural	5 String Open Back	Mahogany	Mahogany	Dots	Mahogany	27.5"	1-3/16"	n/a	Diecast
B9	Gloss	SB	5 String	Mahogany	Mahogany	Dots	Aluminum	27.5"	1-3/16"	n/a	Diecast
B10	Gloss	SB	5 String	Mahogany	Mahogany	Fancy	Aluminum	27.5"	1-3/16"	n/a	Diecast
B11	Gloss	Natural	5 String	Mahogany	Mahogany	Dots	Mahogany	26.35"	1-1/4"	Rolled Brass	Diecast
B16	Gloss	TSB	5 String	Flame Maple	Maple	Fancy	3ply Solid Maple	26.35"	1-1/4"	Bell Brass	Planetary
B17	Gloss	TSB	5 String	Flame Maple	Maple (engraved heel & back of headstock)	Fancy	3ply Solid Maple	26.35"	1-1/4"	Bell Brass	Planetary

AMERICANA -RESONATOR SERIES-

Inspired by Nashville Americana artist Richie Owens, Washburn's line of resonators please the musician looking for classic resonator tones. Cutaway models are stage ready with on-board pickups and a single cutaway. A wide neck and a Lace Sensor pickup come standard on the Richie Owens signature models improving playability and producing that signature Richie Owens sound.

During the 1990s and the original "MTV Unplugged" era of American music, Washburn acoustic basses dominated the field. Accepted by artists worldwide, you can trust that you get all you need in these value priced "workingman's" instruments.

ACOUSTIC -BASS SERIES-



MODELS
R15RCE / R45CE
SIGNATURE RICHIE OWENS: R60BCE

STYLE & ELECTRONICS
Spider Resonator Cutaway
15 & 45: Single Coil 1V/1T Pickup
60: Lace Sensor Pickup

FINISH
Gloss / 60: Matte

COLOR
15: TSB / 45: TRH / 60: B

TOP
15: Mahogany
45: Flame Maple / R60: Maple

SIDES & BACK
15: Mahogany
45: Flame Maple / 60: Maple

BRACING
Quarter Sawn Scalloped
Sitka Spruce Bracing

NECK
Round/Joined at 12th fret
15: Mahogany / 45: Hard Maple
60: Extra-wide, Mahogany

FRETBOARD
Rosewood, 20 Frets

INLAYS
Dots

BINDING
White Multi-Ply

SCALE
24.75"

NUT WIDTH
1-11/16" / 60: 1-7/8"

BRIDGE
Aluminum Spider Bridge w/
Maple & Ebony Top Saddle

NUT & SADDLE
Plastic

TUNERS
Chrome Diecast
60: Wilkinson® Green Button

STRINGS
D'Addario™

SERIES FEATURES

SERIES FEATURES

MODEL
AB5K

STYLE & ELECTRONICS
4 string, Cutaway w/Round
Soundhole & QPH Preamp

FINISH
Gloss

COLOR
Natural

TOP
Spruce

SIDES & BACK
Mahogany

BRACING
Quarter Sawn Scalloped
Sitka Spruce Bracing

NECK
Mahogany

FRETBOARD
Rosewood, 22 Frets

INLAYS
Dots

BINDING
Cream Multi-Lam

SCALE
32"

NUT WIDTH
1-5/8"

ROSETTE
ABS

BRIDGE
Rosewood

NUT & SADDLE
Plastic

TUNERS
Chrome Diecast


STRINGS
D'Addario™





Though our roots are firmly planted through providing some of history's most well known, best valued and best selling acoustic and Americana instruments, your dreams have remained an important part of fulfilling our mission- to provide you with the perfect tool to achieve them. From the first Washburn electric built in 1976, everyone from beginners taking their first step into the bright stage lights to seasoned professionals commanding the attention of thousands of screaming fans have found a home here at Washburn. From rock, metal, country, bluegrass and jazz, there is a Washburn electric guitar that will fit you and your style perfectly and grow with you as you develop your style and technique.

We have a legacy of famous and talented artists who have helped shape the soundscape of today's modern music, from Nancy Wilson and Howard Leese with Heart, to the rise of hard rock's and metal's glory years with Rudy Sarzo and Nuno Bettencourt- who is celebrating 25 years with us; through the grunge years where icons like Dimebag Darrel kept guitar solos alive until passing the torch to Ola Englund and Marzi Montazeri. The list goes on and is growing everyday. Whether you strive to join that list, or are happy to push your "likes" on YouTube, or just want to have some fun with family and friends in the basement or backyard- we have the perfect fit for you no matter your taste or skill level.



WASHBURN — ELECTRICS —

Bill Lawrence Pickups™ **EMG** PICKUPS **TonePros** **Floyd Rose** **Seymour Duncan**

GROVER WORLD'S BEST MACHINE HEADS **HIPSHOT** PRODUCTS, INC. **graph tech** **Buzz Feiten** Tuning System **D'Addario**


HOLLOWBODY — SERIES —

Washburn Hollowbody guitars have a singing quality to their tone which is perfectly suited to Blues, Jazz and Rock. Quality build, premium components and a solid value, the Washburn Hollowbody line delivers the goods in styling and tone gig after gig.

SERIES FEATURES

STYLE	Semi Acoustic Hollowbody
NECK	Mahogany 35/36: Hard Maple
TRUSS ROD	Double Adjustable
NUT WIDTH	1-11/16"
FRETBOARD	Rosewood 22 Frets 15: Rosewood 20 Frets
INLAYS	Dots 35/36: MOP Split Block/Block
SCALE	24.75"
STRINGS	D'Addario™

HB35TSK



MODEL FEATURES


MODELS	COLOR	BODY	BINDING	BRIDGE & TAILPIECE	TUNERS	PICKUPS	CONTROLS
HB15C	TS	Mahogany Top, Back & Sides	7 ply Black/Cream	Adjustable Rosewood w/ Trapeze tailpiece	Grover® 18:1 Rotomatic Chrome	1 x Vintage Mini Humbucker	1V/1T
HB35	Natural TS, WR	Maple Top, Back & Sides	5 ply Black/Cream	Tune-o-matic / Stoptail	Grover® 18:1 Rotomatic Gold	2 x Humbucker	2V/2T - 3 way toggle
HB36	Vintage Matte	Spruce Top, Flame Maple Back & Sides	5 ply Black/Cream	Tune-o-matic / Stoptail	Grover® 18:1 Rotomatic Distressed Brass w/ black buttons	2 x Distressed Humbucker	2V/2T - 3 way toggle

JAZZ — SERIES —

Elegant, eclectic and earthy. Just like the music played on these exquisite guitars, they embody the soul of the player to help you express yourself.

SERIES FEATURES

NECK	Hard Maple
TRUSS ROD	Double Adjustable
NUT WIDTH	1-11/16"
FRETBOARD	Rosewood 20 Frets
SCALE	25.5" 3 Models: 24.75"
STRINGS	D'Addario™



MODEL FEATURES

MODELS	COLOR	STYLE	BODY	INLAYS	BINDING	BRIDGE & TAILPIECE	TUNERS	PICKUPS	CONTROLS
J3	Natural, TS	Jazz Box w/ Florentine Cutaway	Maple Top, Back & Sides	Block	7 ply Black/Cream	Rosewood w/ "W" Tailpiece	Grover® 18:1 Rotomatic Chrome	2 x Humbucker	2V/2T - 3 way toggle
J600	Vintage Matte	Jazz Box w/ Venetian Cutaway	Spruce Top, Flame Maple Back & Sides	MOP Block	6 ply Black/Cream	Adjustable Ebony Bridge w/ Bone saddle / Ebony Tailpiece	Grover® 18:1 Rotomatic Distressed Brass w/black buttons	1 x Mini Floating Humbucker	1V/1T
J7V	Natural	Jazz Box w/Bigsby	Spruce w/ Quilt Maple Back & Sides	Abalone Split Block	7 ply Black/Cream	Tune-o-matic w/ Rosewood base / Bigsby® Vibrato	Grover® Imperial Gold	2 x Humbucker	2V/2T - 3 way toggle

SIGNATURE — SERIES —

Nuno Bettencourt has remained one of the most important guitar players on the planet through his work with Rihanna and appearances with Jay Z as well as his continued recording and touring with his original band- Extreme. His tone and technique are matched only by his uncanny ability to craft songs that are instant timeless classics and as catchy as they are fun to play.

SERIES FEATURES

STYLE	Nuno - Stephen's Cutaway N7 Models: Nuno 7 string - Stephen's Cutaway
FRETBOARD	22 Frets N2/N24 Models: Rosewood N4/N7 Models: Ebony N4CV Model: Carbon
TRUSS ROD	Double Adjustable
NUT WIDTH	1-11/16" 7 String Models: 1-7/8"
INLAYS	Dots N4CV Model: None
SCALE	25.5"
BRIDGE & TAILPIECE	Floyd Rose®
TUNERS	Grover® 18:1 N4AUTHENTIC Model: Grover® 18:1 Chrome/Gotoh mixed set
CONTROLS	1V push/pull - 3 way toggle
STRINGS	D'Addario™

"Whenever I feel the need for something more... I reach for my N4. God knows I've tried to use other guitars in studio... but they lack the ROAR of the N4."

NUNO BETTENCOURT



MODEL FEATURES

MODELS	COLOR	NECK	BODY	PICKUPS
N2	NM, PS	Maple Bolt-on	Basswood	Bill Lawrence™ L500 bridge & Humbucker neck
N24	Vintage / PS Vintage	Maple 5-Bolt Stephen's Extended Cutaway	Agathis	Bill Lawrence™ L500 bridge & Humbucker neck
MADE IN THE USA				
N4E	PNM	Padauk 5-Bolt Stephen's Extended Cutaway	Padauk	Bill Lawrence™ L500 bridge & Seymour Duncan® '59 neck
N4	Vintage / Authentic	Birdseye Maple 5-Bolt Stephen's Extended Cutaway	Alder	Bill Lawrence™ L500 bridge & Seymour Duncan® '59 neck
N4C	Vintage	Carbon Fiber 5-Bolt Stephen's Extended Cutaway	Alder	Bill Lawrence™ L500 bridge & Seymour Duncan® '59 neck
N7	Vintage	Birdseye Maple 5-Bolt Stephen's Extended Cutaway	Alder	Seymour Duncan® Distortion bridge & '59 neck

NEW! SONAMASTER — SERIES —

The Sonamasters series is a perfect place to begin your journey and is one of the best electric guitars money can buy. Sonamaster draws its inspiration from instruments Washburn developed in the late 1980's, a time when Washburn was played by some of the biggest breakthrough artists in the World.

SERIES FEATURES

BODY	Double cutaway
NECK	Maple w/center stripe
TRUSS ROD	Double Adjustable
NUT WIDTH	1-11/16"
INLAYS	Dot
FRETBOARD	Rosewood 22 Frets
SCALE	25.5"
BRIDGE & TAILPIECE	Fulcrum Tremolo
TUNERS	Chrome Diecast
STRINGS	D'Addario™



MODELS	COLOR	BODY	PICKUPS	CONTROLS
S1	B, TS	Basswood w/white pickguard	3 x Washburn Sonamaster Single coil	1V/1T - 5 way toggle
S2H	MRD, MBL, MB	Alder w/black pickguard	1 x Washburn Humbucker & 2 Sonamaster+ Single Coil	1V/1T - 5 way toggle
S3HX	RS	Alder w/flame maple top	1 x Washburn Humbucker & 2 Sonamaster+ Single Coil	1V/1T - 5 way toggle
S3X	TS	Alder w/flame maple top	3 x Washburn Sonamaster+ Single Coil	1V/1T - 5 way toggle

NEW!
SONAMASTER
 — BASS SERIES —

The Sonamasters series is a perfect place to begin your journey and is one of the best electric basses money can buy. Sonamaster draws its inspiration from instruments Washburn developed in the late 1980's, a time when Washburn was played by some of the biggest breakthrough artists in the World.



MODELS
SB1PB / SB1PTS
STYLE
4 string bass
COLOR
B, TS
BODY
Alder
NECK
Maple w/center stripe
FRETBOARD
Rosewood, 22 Frets
TRUSS ROD
Double Adjustable
NUT WIDTH
1-5/8"
INLAYS
Offset dots
SCALE
34"
PICKUPS
Washburn P-style
BRIDGE & TAILPIECE
Hardtail
TUNERS
Chrome Diecast
CONTROLS
1V/1T
STRINGS
D'Addario™

SERIES FEATURES

The popular Taurus Series T24NMK and T25NMK are pro level 4 and 5 string basses at a working musician price. The Taurus's Mahogany body and Maple-Mahogany neck-through construction result in an exceptionally stable instrument with tons of sustain and precision.

TAURUS
 — BASS SERIES —



MODELS
T24NMK / T25NMK
STYLE
4 / 5 string bass
COLOR
Natural
BODY
Mahogany
NECK
Maple/Mahogany Multi-Lam Neck-Thru
FRETBOARD
Rosewood, 24 Frets
TRUSS ROD
Double Adjustable
NUT WIDTH
1-5/8"
INLAYS
Offset dots
SCALE
34"
PICKUPS
2 x Passive J style
BRIDGE & TAILPIECE
Hardtail
TUNERS
Grover® 18:1 Chrome
CONTROLS
2V/2T
STRINGS
D'Addario™

SERIES FEATURES



BLACK
(B)



TOBACCO SUNBURST
(TS)



NATURAL MATTE
(NM)

WASHBURN — PACKS —

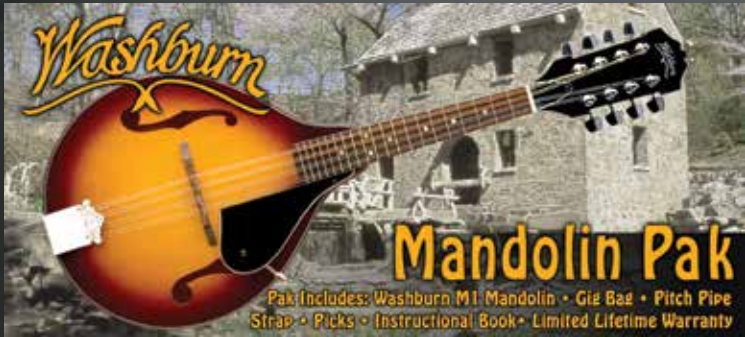
WASHBURN — ACCESSORIES —

Whether you're rockin' on stage or in your garage, Washburn Acoustic amplifiers always deliver the true tone of your guitar. Washburn Gig Bags offer protection and portability, as well as storage for accessories for your instrument. Hardshell cases are form fitted for your model and offer the ultimate in instrument protection.

ROVERPACK



M1K



M3EK

B8K



PACK FEATURES

MODELS	COLOR	STYLE	TOP	SIDES & BACK
ROVERPACK	Natural	Rover Travel Pack	Spruce	Mahogany
M1K	TSB	A Mandolin Pack	Spruce	Maple
M3EK	TSB	F Mandolin Pack	Spruce	Maple
B8K	Natural	Banjo Pack	Remo Head	Mahogany



MODEL FEATURES

MODELS	STYLE	SIZE
ACOUSTIC AMPLIFIERS		
WA30 / WA20	Brown - 30 watt / 20 Watt	n/a
CASES & GIGBAGS		
GB34	Deluxe Gigbag	3/4 Electric Guitar
GB4 / GB6	Deluxe Gigbag	Electric Guitar / Electric Bass
GB3 / GB40	Gigbag	Electric Bass / Electric Guitar
GB70	Gigbag	Acoustic Guitar
GCDNDLX / GCGADLX	Deluxe Hard Case	Dreadnought Acoustic Guitar / Grand Auditorium Acoustic Guitar
GCMJDLX / GCJDLX / GCPJDLX	Deluxe Hard Case	Mini Jumbo Acoustic Guitar / Jumbo Acoustic Guitar / Petite Jumbo Acoustic Guitar
GCEADLX	Deluxe Hard Case	Florentine Festival Guitar
GC78	Hard Case	Jazz Guitar
GC90	Molded Hard Case	Classical Guitar
BC80 / BC82	Case	B9 Banjo / Banjo
MC90 / MC92	Case	A Style Mandolin / F Style Mandolin
MC93	Vintage Hard Case	Mandolin - M108SWK, M118SWK
GCCR	Hard Case	Round neck Resonator
GC141	Deluxe Hard Case	Vintage Parlor Case
ROGC	Case	Rover
GCN4	Hard Case	N4 Case

WASHBURN — ARTISTS —

WASHBURN — ARTISTS —



Washburn
GUITARS

WWW.WASHBURN.COM



BUY WASHBURN MERCH:
WWW.WASHBURN.COM/MERCH

USM
U.S. MUSIC CORP.
A DIVISION OF JAM INDUSTRIES

Washburn Guitars is a Division of U.S. Music Corp.
1649 Barclay Blvd. | Buffalo Grove, IL 60089
Tel: (800) 877-6863 | Fax: (847) 949-8444