

JP-03 POWER SUPPLY 3

User Manual

Thank you for purchasing this product!

In order to use this product more safely and get fully joy of its features, please read this owner's manual carefully and retain it for future reference.

Safety Instruction

1. Use only the included extension cable and adapter cable
2. Do not expose the product to rain, water or moist environments, and keep away from the liquids in case of any opening being spilled.
3. To avoid deformation or damage to internal components, do not expose this product to excessive dust or vibrations, or extremely cold or heat (such as direct sunlight, near a heater or a car under the hot sun).
4. Please avoid any foreign objects (paper, plastic or metal, etc.) plugged or fall into any gaps or openings on this product.
5. To avoid damage to the product, please do not use excessive force during usage or operation.
6. Please use dry cloth to clean, do not use liquid cleaners such as benzene, thinner, detergent, flammable polish, etc.
7. Do not put this product with household waste together. Proper treatment can reduce environmental pollution and health hazards. Please contact your local dealer for correct approaches.
8. This product is produced according to strict product specification, and is supposed to be used in specific areas. If you purchase it through the network, mail order or telephone sales, please verify your area to use this product. It is dangerous to use this product in any unqualified area and you will no longer own the factory warranty. Please also keep your invoice as proof of purchase for after-sales service.
9. To avoid electric shock, please only refer to the professional person to open the cabinet. Do not attempt to use or install an alternative device on the product, or perform any unauthorized modification. For repair services, please contact trained professionals.
10. Please refer to the manual for specific Warning or Caution information to avoid personal injury or product damage.

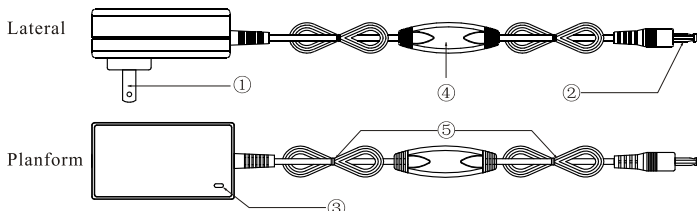
Notice

1. For better heat dissipation, please take your device's dimension and type into consideration.
2. Please choose appropriate devices according to JP-03 Input & Output voltage, currents and other parameters.
3. Pay attention to operating environment, such as temperature, humidity.
4. Before using the product, please refer user manual and make sure voltage, current matches your devices.
5. Power must be turn off during wiring.
6. Before power on, please double check all cable terminals and confirm Input & Output; AC&DC; Positive and Negative pole; Voltage and Current are all in correct state, avoid reversed or wrong connection.
7. Based on the theory that primary input pedals(of bigger current) go before secondary input pedals, also for a better performance of JP-03, please put primary input pedals in the front.
8. Please use your devices at rated power.
9. Please contact local authorized dealer immediately when malfunction occurs, and ask for due after-sale service.
10. To extend JP-03 lifetime, please do not turn on/off power too frequently.

Introduction

Congratulations on buying a JP-03 power supply from Joyo. The JP-03 is the newest generation of power supply, designed specially for effects pedals. With a powerful output of up to 2000mA you can power a whole pedal board, including several digital pedals, with just one JP-03. One special feature is the filter in the output cable which will reduce high frequency radiation and the noise effectively. It is one of the quietest power supplies on the market. The standard 9v Power supply Combo Pack consists of a 9V DC Power Adapter, Multi-Plug 8 cable, two Polarity Converters, two 3.5mm Converter, and two Battery Clip Converters which can be used to power Line 6, Digitech, RAT, and EH pedals, etc. The three included converters allow you to use more than 99% of effect pedals currently available.

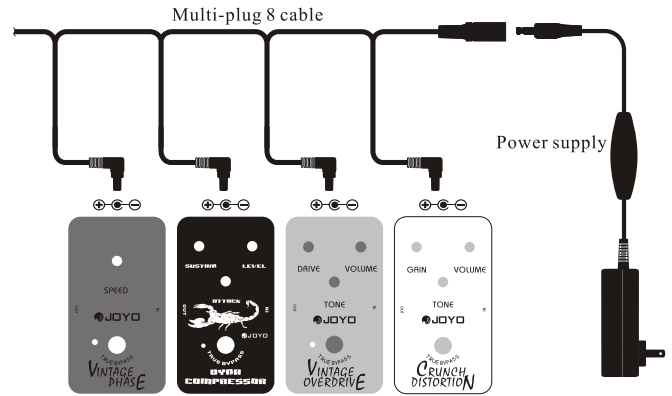
Features



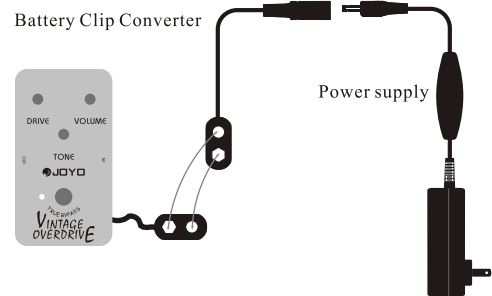
1. Input Voltage: 100~240V 50/60Hz 0.6A
2. Output Voltage is DC9V, the connector's minus pole is in the center and the plus pole is on the outside. With the ability to handle up to 2000 mA, it can power your entire pedal Board, including digital pedals, which usually take up more mA.
3. Power indicator for quick visual verification of on/off status
4. Common mode filter in the output cable with strong anti-interference capabilities.
5. Power Cable is 1.5 meters long, and the plug has an outside diameter of 5.5mm and Inside diameter of 2.1mm.

Connection


1. You can use it to power a single effect or up to 8, using the Multi-Cable.



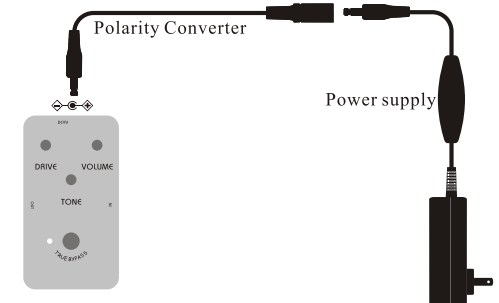
2. You can use the battery clip to power effects that don't have a 9V DC plug.



3. You can use the 3.5mm adapter to power effects that use this connector (like the EH Big Muff).



4. You can use the polarity adapter to power effects pedals with reverse polarity.



Compatible with pedals of below brands

Akai ,Aphex ,Arion, Austone, Boss, Barber, Behringer, Carl Martin , Digitech , DOD, Dunlop, EBS, Electro-Harmonix, Guyatone, Harman , Ibanez, Jacques, Joyo, Line 6 Marshall, Maxon, Moogerfooger, Mooer ,Morley , MXR , Nobels, RAT, Rocktron ,T-Rex, TC electronic, Voodoo Lab, Zoom , Zvex

Packing Contents

- Power supply: 1pcs
- Multi-plug 8 cable: 1pcs
- Polarity Converter: 2pcs
- 3.5mm Converter: 2pcs
- Battery Clip Converter: 2pcs

JOYO TECHNOLOGY CO., LTD

Address: 2/F, Lushi Industry Building, 28th District, Bao'an, Shenzhen, 518133 China.

www.joyoaudio.com Email:info@joyoaudio.com Tel: 0086-755-29765381

JOYO Technology is committed to guarantee the highest quality standards. All Technical Parameters or pictures are only for your information, subject to the actual products.

JP-03 POWER SUPPLY 3

使用说明书

感谢购买我们的产品!

请详细阅读本使用说明书和保管好本说明书以供必要时查阅。
为了您的安全和能更快地熟练使用产品,使用前请先详细阅读并理解本说明书中所有的安全与使用说明。本说明书内容仅用于使用说明,可能与实际操作本产品时有所不同。谢谢!

详细的安全说明

1. 只能在本电源所规定的电压和电流范围内使用。
2. 只能使用本电源附带的延长线和转接线。
3. 请勿让本产品淋雨、在水附件或潮湿环境中使用,或将盛有液体的容器放在其上,否则可能会导致液体溅入任何开口。
4. 为了避免发生变形或损坏内部组件,请勿将本产品放在有大量灰尘、震动、极端寒冷或炎热(如阳光直射、靠近加热器或烈日下的汽车里)使用。
5. 请避免任何异物(纸张、塑料或金属等)插入或落入本产品的任何间隙或开口。
6. 操作产品时请不要用力过当以免损坏产品。
7. 如果表面脏了,请用干净、干燥的布擦拭。请不要用苯、天拿水、洗涤剂、可燃性抛光剂等液体清洁剂。
8. 请不要把本设备和生活垃圾一同丢弃。正确的处理可以减少环境污染和健康危害。正确的处理方法各地不同,所以详情请联系各地。
9. 本产品根据严格的产品规格生产,在特定的区域本产品可用。如果您是通过网络购买、邮件订单、或电话销售,请验证您所在的区域本产品能够使用。在任何尚未被验证的区域使用本产品都是危险的,并且不再享受厂家或经销商的保修权利。同时也请保留好发票作为购买证据,否则不享受厂家或经销商的保修权利。
10. 为防止触电,非本公司授权人员,严禁拆开机壳。请勿自行确定在产品上使用或安装替代器件,或执行任何未经授权的操作。产品内部无操作人员可正常使用之部件,若需维修服务,请联系接受过培训的专业人员。
11. 请参考本手册中特定的警告或注意事项信息,以避免造成人体伤害或产品损坏。

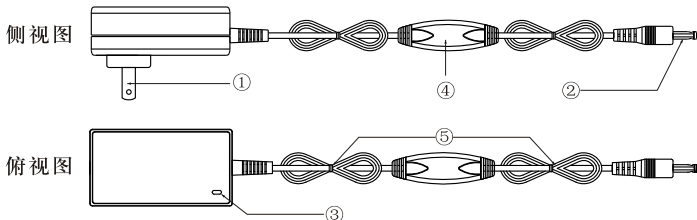
使用注意事项

1. 根据使用方法或设备预留空间选择适合的产品类型及外形尺寸。
2. 依据输入电压和输出电压、电流查找合适的相应规格。
3. 明确纹波噪声、电压稳定度、负载稳定度等其它指标。
4. 根据实际使用环境的温度、湿度、振动等要求;选择性价比合理的产品。
5. 使用产品前,必须先读产品介绍和使用说明,看清接线标记。确认输入电压、电流、输出电压、电流与产品提供值相符。
6. 接线时,请切断输入电源。
7. 在安装完毕通电之前,请再次检查各接线端子上的连线,确认输入和输出、交流和直流、正极和负极、电压值和电流值等正确无误方可使用。杜绝接反、接错现象的发生。
8. 多路输出的电源分主、辅输出,主输出特性优于辅输出,一般情况输出电流大的为主输出。为保证负载调整率和输出动态指标,一般要求最前面为主输出(因为线材最短损耗最小)。
9. 电源的输出功率主要取决于原端的功率器件,请在额定功率下使用。为了满足客户的要求,厂家给功率留有一些余量。如有不祥之处,可向本公司技术人员咨询,以达到最佳效果。
10. 电源产品一旦出现故障,应以最快捷的方式告知本公司或经销商,并说明电源损坏的现象,便于查找原因。
11. 请不要频繁开启或者关闭电源,电源的频繁开关将会影响其寿命。

关于JP-03

非常感谢您购买我们的产品,这款低噪音电源主要针对乐器设备来设计,输出电流强劲,自带滤波器可以有效滤除共模噪声,恶劣的电磁干扰环境中,共模滤波器就会有较佳的频率特性,产生较强的阻尼效果,滤除电源的高频噪声,抑制高频辐射。这是一款标准直流9V效果器专用电源套装,包含电源、1托8连线、3种规格转换头(其中有极性转换头、3.5mm转换头、电池扣转换头,适用于Line6、Digitech、RAT、EH等效果器;电池扣转换头可以连接效果器上的电池扣。)附带3种转换头,增加本产品更广的供电通用性,适用99%以上的单块效果器使用。

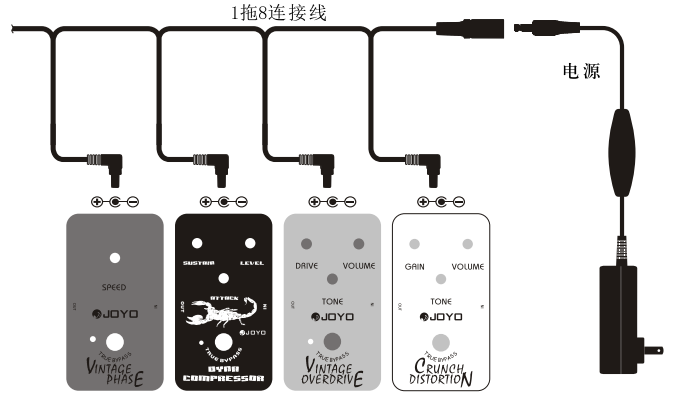
各部件名称及功能



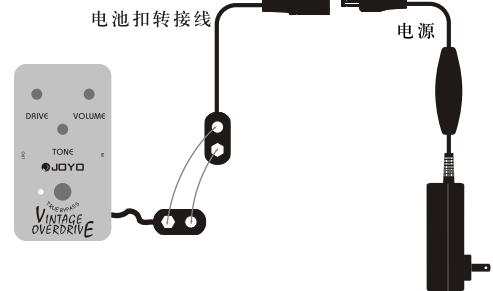
1. 交流输入:
交流电压输入100~240V 50/60Hz 0.6A。
2. 直流输出:
输出直流9V,外正内负,最大输出电流2000mA,即使像需要高电流的数字效果器也可以正常使用。最多可以接20个普通单块效果器。
3. 电源指示灯:
电源开启时红色LED会点亮,电源关闭时红色LED熄灭。
4. 滤波器:
可以滤除高频噪声,抗干扰能力强,让你的效果器不受电流影响输出更干净的直流电压。
5. 输出线缆:
输出线长1.5米,插头大小:外径5.5mm,内径2.1mm。

连接方法

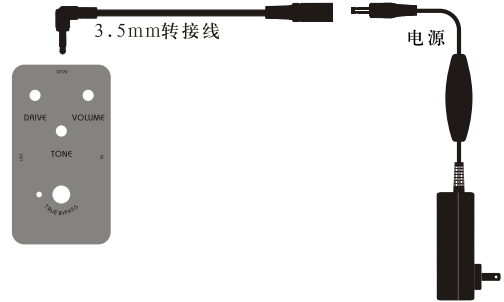
1. 可以单独给一个效果器或者同时给多个效果器供电,也可给其他参数符合的设备供电。



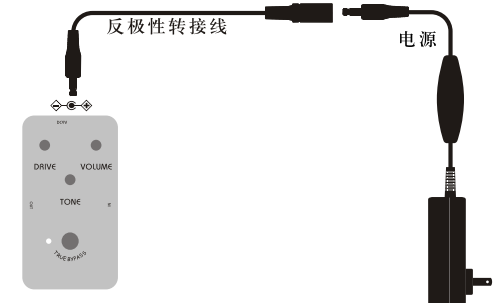
2. 可以使用电池线转接头给效果器供电或者其他参数符合的设备供电。



3. 可以使用3.5mm转接头给效果器供电或者其他参数符合的设备供电。



4. 可以使用反极性转接头给效果器供电或者其他参数符合的设备供电。



支持供电

Akai, Aphex, Arion, Austone, Boss, Barber, Behringer, Carl Martin, Digitech, DOD, Dunlop, EBS, Electro-Harmonix, Guyatone, Harman, Ibanez, Jacques, Joyo, Line 6, Marshall, Maxon, Moogerfooger, Moer, Morley, MXR, Nobels, RAT, Rocktron, T-Rex, TC electronic, Voodoo Lab, Zoom, Zvex

注意: (以上提到的各商标品牌归各公司所有) 由于各个厂家可能会对其产品发布新品、改版和升级,因此我们不保证以上列表中的效果器的任何版本型号。任何效果器都一定可以支持供电,所以请在购买和使用前查看你的效果器所需要的电源规格,只要电源规格符号,没有被列出的效果器或者用电设备都可以使用。

包装清单

- 电源: 1个
- 说明书: 1份
- 1托8连线: 1条 (1托8连线, 可以提供8块效果器同时使用)
- 反极性转接线: 2条 (适用于极性外负内正的效果器)
- 电池扣转接线: 2条 (可以连接效果器上的电池扣)
- 3.5mm转接线: 2条 (适用于EH、RAT等效果器)

深圳市卓乐科技有限公司

公司地址: 广东省深圳市宝安区28区新安三路陆氏工业大厦2楼 邮编: 518133
www.joyochina.cn 传真: 0755-29765389 国内销售热线: 0755-29765116
售后服务邮箱: ele@joyochina.cn 售后服务热线: 0755-29765393

卓乐科技始终致力于保证最高的质量标准。必要的改动无须先行通知。