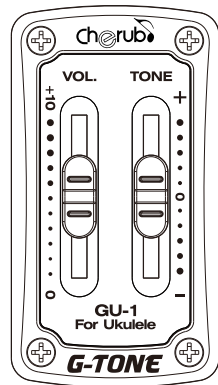




www.cherubtechnology.com

G-TONE
GU series
Acoustic Ukulele Preamp
Owner's Manual

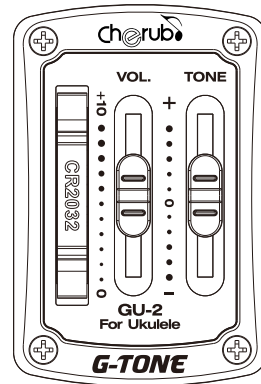
GU-1 Acoustic Ukulele Preamp



1. When the output line is connected to GU-1, it will start automatically. When the output line is pulled out, it will shut down automatically.
2. GU-1 is passive EQ. It doesn't need the battery or power supply.
3. Push TONE to adjust high frequency. Push VOL. to adjust volume.

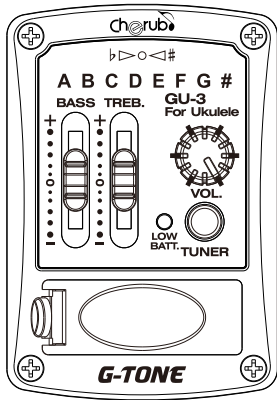
* Download **Installation Guide&Cut-out Template**
From www.cherubtechnology.com

GU-2 Acoustic Ukulele Preamp

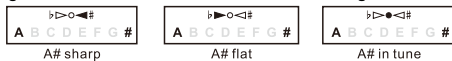


1. When the output line is connected to GU-2, it will start automatically. When the output line is pulled out, it will shut down automatically.
2. Power supply: one CR2032 battery.
3. Push TONE to adjust high frequency. Push VOL. to adjust volume.

* Download **Installation Guide&Cut-out Template**
From www.cherubtechnology.com



1. When the output line is connected to GU-3, it will start automatically. When the output line is pulled out, it will shut down automatically.
2. Power supply: two CR2032 batteries.
3. GU-3 has 2-band equalizer. Push BASS to adjust low frequency. Push TREB. to adjust high frequency. Push VOL. to adjust main volume.
4. Press TUNER to turn on/off tuner. Output muted when turn on the tuner.
5. When turn on the tuner and play either string, LED lights $\flat \triangleright \circ \triangleleft \sharp$ will indicate the tuning result.



6. When the BATT. lights, please replace the batteries as soon as possible.

*Download **Installation Guide&Cut-out Template**
From www.cherubtechnology.com

THE FCC REGULATION WARNING (for U.S.A.)

This equipment has been tested and found to comply with the limits for a Class B digital device, pursuant to Part 15 of the FCC Rules. These limits are designed to provide reasonable protection against harmful interference in a residential installation. This equipment generates, uses, and can radiate radio frequency energy and, if not installed and used in accordance with the instructions, may cause harmful interference to radio communications. However, there is no guarantee that interference will not occur in a particular installation. If this equipment does cause harmful interference to radio or television reception, which can be determined by turning the equipment off and on, the user is encouraged to try to correct the interference by one or more of the following measures:

- Reorient or relocate the receiving antenna.
- Increase the separation between the equipment and receiver.
- Connect the equipment into an outlet on a circuit different from that to which the receiver is connected.
- Consult the dealer or an experienced radio/TV technician for help.

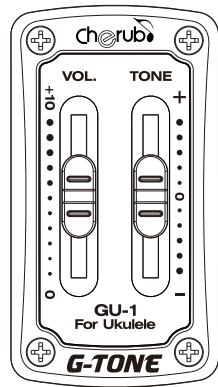
CE MARK FOR EUROPEAN HARMONIZED STANDARDS

CE Mark which is attached to our company's products of Battery mains the product is in fully conformity with the harmonized standard(s) EN 61000-6-3:2007+A1:2011 & EN 61000-6-1:2007 Under the Council Directive 2004/108/ EC on Electromagnetic Compatibility.

★Perchlorate Material-special Handling May Apply.

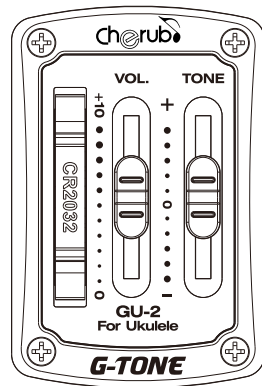


www.cherubtechnology.com



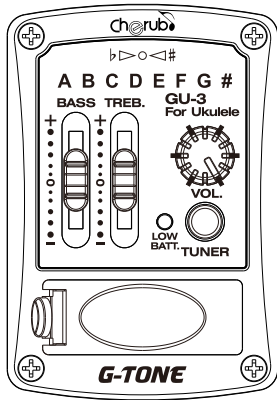
* 安装说明和切口模板
请到www.cherub.cn下载

- 1、当将输出线连接好后GU-1自动启动，输出线拔出后GU-1自动关闭。
- 2、GU-1是被动式拾音器，无需电池和电源。
- 3、TONE推钮调节高频，VOL.旋钮调节总音量。




* 安装说明和切口模板
请到www.cherub.cn下载

- 1、当将输出线连接好后GU-2自动启动，输出线拔出后GU-2自动关闭。
- 2、GU-2使用一节CR2032纽扣电池驱动。
- 3、TONE推钮调节高频，VOL.旋钮调节总音量。



* 安装说明和切口模板
请到www.cherub.cn下载

- 1、当将输出线连接好后GU-3自动启动，输出线拔出后GU-3自动关闭。
- 2、GU-3使用两节CR2032纽扣电池驱动。
- 3、GU-3有两段EQ均衡器，BASS推钮调节低频；TREB.推钮调节高频；VOL.旋钮调节总音量。
- 4、按TUNER按键开启或关闭校音器。当校音器打开时，输出静音。
- 5、校音器开启后，拨任意弦LED灯 A B C D E F G # 将显示校音状态。

- 6、BATT.灯亮时表示电池电量不足，请尽快更换新电池。

有关产品中所含有害物质的说明

本资料就本公司产品中所含的特定有害物质及其安全性予以说明。
本资料适用于2007年3月1日以后本公司所制造的产品。

环保使用期限



此标志适用于在中国国内销售的电子信息产品，表示环保使用期限的年数。所谓环保使用期限是指在制造日起的规定的期限内，产品中所含的有害物质不致引起环境污染，不会对人身、财产造成严重的不良影响。环保使用期限仅在遵照产品使用说明，正确使用产品的条件下才有效。不当的使用，将会导致有害物质泄漏的危险。

产品中有毒有害物质或元素的名称及含量

部件名称	有害有毒物质或元素					
	铅(Pb)	汞(Hg)	镉(Cd)	六价铬(Cr(VI))	多溴联苯(PBB)	多溴二苯醚(PBDE)
外壳(壳体)	×	○	○	○	○	○
电子部件(印刷电路板等)	×	○	×	○	○	○
附件(电源线、交流适配器等)	×	○	○	○	○	○

○：表示该有害有毒物质在该部件所有均质材料中的含量均在 SJ/T11363-2006 标准规定的限量要求以下。
×：表示该有害有毒物质至少在该部件的某一均质材料中的含量超出 SJ/T11363-2006 标准规定的限量要求。因根据现有的技术水平，还没有什么物质能够代替它。

质量承诺

亲爱的小天使用户，在您使用本产品时，请仔细阅读产品说明书，当您有疑问和困难时，请拨打售后服务热线：400-990-9866

- 一周内出现质量问题可退货退款
- 一月内出现质量问题可调换
- 一年内出现质量问题可免费维修
- 终身享有咨询和维修服务

[请向销售商索取有效购买凭证并予以保存]

换修政策

一、包换政策：

1. 消费者自购机之日起1个月之内，在正常使用情况下，出现非人为的产品性能故障，且产品外观及包装保持完好的可向所购机的经销商换机。
2. 消费者在换机时应出示由经销商开出的购机收据及保修卡，否则经销商可以不予更换。

二、保修政策：

产品在购买之日起1年内，可免费享有维修服务；对于超过1年的产品及人为或不可抗力因素造成损坏的产品，我司可提供有偿维修服务。

售后服务地址：

广东省珠海市高新区唐家湾镇科技九路10号
珠海市蔚科科技开发有限公司 售后服务部
邮编：519085

电话：0756-3689866

制造商：珠海市蔚科科技开发有限公司
制造商地址：广东省珠海市高新区唐家湾镇科技九路10号

邮箱：mail@cherubtechnology.com

