




This chair may differ from the delivered model.
Assembly method is the same for all AKRacing models.

Parts included in the package.





1. Start by putting the seat part of the chair on top of a table or such, for optimal working height.
We recommend you being two persons for the assembly.



2. Make sure you clean the screwholes and get rid of padding or fabric, that might be in the way.
3. Pre-screw the screws into their holes and then take them out again, by doing this you will ensure that the holes are clean and ready.



4. Once you put the backrest into place it is time for the screws to be mounted. You can start with whichever screw you like, just make sure you screw them loosely to make it easier to screw in the rest. **Use only the provided tools to make the screws align in the hole correctly!** When all the screws are in place, screw them in tightly.



5. Now it is time to mount the plastic covers, use the black tool provided for this. Fit the screw into the hole using the tool provided, and screw it into place. DO NOT screw too tight to ensure plastic will not break.






6. Flip the chair as shown in the picture, make sure it is stable. These screws are pre-screwed at delivery so you will have to unscrew them.

You can unscrew them by hand, if you cup your hand you will prevent parts from falling into the chair padding.



7. It is time to mount the base where the gas lift will be mounted into. Make sure it is mounted correctly, you will see a text "FRONT", along with an arrow which shows you how it should be mounted.




8. Now you will assemble the five star base with wheels. Take the 5 wheels and push them into the holes as shown in the picture.



9. Assemble the gas lift as shown in the picture. If there is a red plastic cover on top of the gas lift, remove it before step 10.



10. Now you can mount the gas lift into the base, push it into the hole. Note that the lever should pop some when it is attached.



11. The final step is to attach the five star base with wheels with the gas lift. Just push the base into the gas lift. Now you have succeeded the assembly of your AKRacing chair.

