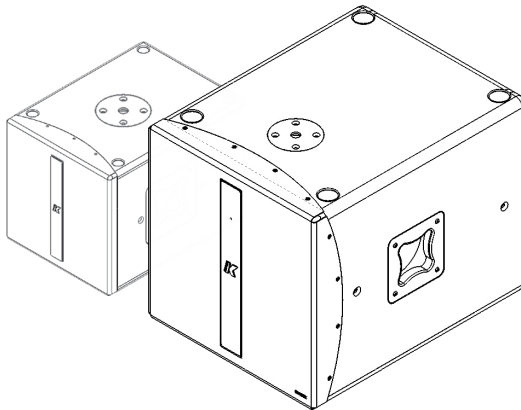




Redline
KMT12P/KMT18P
USER'S MANUAL
English



KMT12P/KMT18P

Contents

SYMBOLS	5
1. INTRODUCTION	7
2. APPLICATIONS	7
4. UNPACKING	7
5. WARRANTY	7
3. KEY FEATURES	7
6. SAFETY	8
7. PHYSICAL	8
8. REAR PANEL	10
9. SERVICE	11
10. KMT12P SPECS	12
11. KMT18P SPECS	13

SYMBOLS



K-array declares that this device is in compliance with applicable CE standards and regulations. Before putting the device into operation, please observe the respective country-specific regulations!

**WEEE**

Please dispose of this product at the end of its operational lifetime by bringing it to your local collection point or recycling center for such equipment.



This symbol, wherever it appears, alerts you to important operating and maintenance instructions in the accompanying literature. Read the manual!



Warning! Dangerous voltages: RISK of electric shock.



This symbol alerts the user to the presence of recommendations about the product's use and maintenance.



This device complies with Restriction of Hazardous Substances Directive.

1. INTRODUCTION

KMT12P and KMT18P are high performance subwoofers designed for use with small to medium wavefront systems, in both touring and install applications. They features 800 watt 12" or 18" drive units with magnet structure and suspension engineered for maximum linear excursion while the large area portings reduce air noise. The ultra-light reflex cabinet is fitted with two pocket handles and one M20 thread mount position for attaching mid-high speakers . KMT12P and KMT18P are designed to be powered by KMT12 and KMT18 speakon outputs and to be easily integrated with KK102 mid-high speakers. They are ideal for medium throw applications, like theaters, concert halls, AV installations. All the components are designed by Karray R&D department and custom made under K-array control quality system.

2. APPLICATIONS

- Theatrical sound reinforcement
- Concert halls, clubs, houses of worship
- Portable and installed audio-visual systems
- Cinema and special effects

3. KEY FEATURES

- Unique performance-to-size ratio
- High power 128 dB continuous - 134 dB peak
- Fitted with integral handles and castors
- Direct radiating, long excursion driver
- Ultra fast set-up and dismantling system

4. UNPACKING

Each K-array loudspeaker is built to the highest standard and thoroughly inspected before leaving the factory. Upon arrival, carefully inspect the shipping carton, then examine and test your new loudspeaker. If you find any damage, immediately notify the shipping company. Only the consignee may institute a claim procedure regarding the system's electronic equipment.

5. WARRANTY

K-array systems are warranted against manufacturing defects in materials or craftsmanship over a period of 2 years from the date of original purchase. During the warranty period K-array will, at its discretion, either repair or replace products which prove to be defective provided that the product is returned in its original packaging, shipping prepaid, to an authorized K-array service agent or distributor. K-array cannot be held responsible for defects caused by unauthorized modifications, improper use, negligence, exposure to inclement weather conditions, acts of God or accidents, or any use of this product that is not in accordance with the instructions provided by K-array. K-array is not liable for consequential damages. This warranty is exclusive and no other warranty is expressed or implied. This warranty does not affect your statutory rights.

6. SAFETY



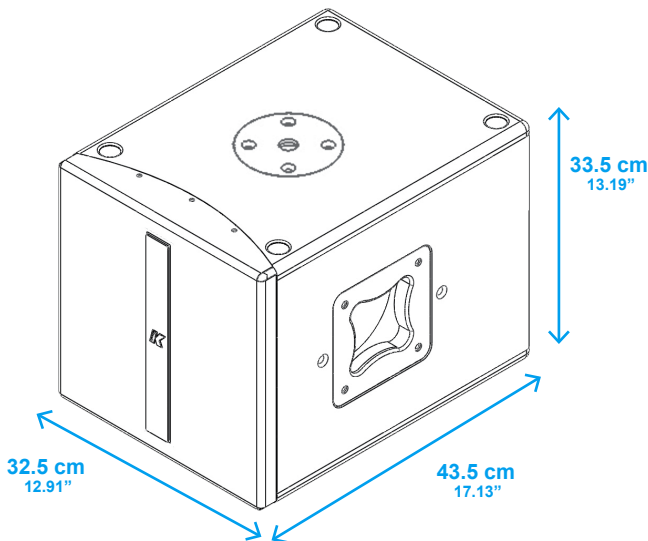
WARNING



- Only install the speaker in a location that can structurally support the weight of the unit. Doing otherwise may result in the unit falling down and causing personal injury and property damage.
- Professional loudspeakers are capable of producing extremely high sound levels and should be used with care. Hearing loss is cumulative and can result from extended exposure to levels in excess of 90dB.
- Do not operate the speaker for an extended period of time with the sound distorting. This is an indication of malfunction, which can cause heat build-up and result in a fire.
- Never stand close to loudspeakers driven at high level.
- Suspending the system should only be done by qualified personnel, following safe rigging practices. Secure fixings to the building structure are vital. If there is any doubt, seek professional help from architects, structural engineers or other specialists.
- No open flame sources, such as lighted candles, should be placed near the device.
- Do not attempt to disassemble the unit. The unit contains no user serviceable parts. Repairs should be performed only by factory trained service personnel.

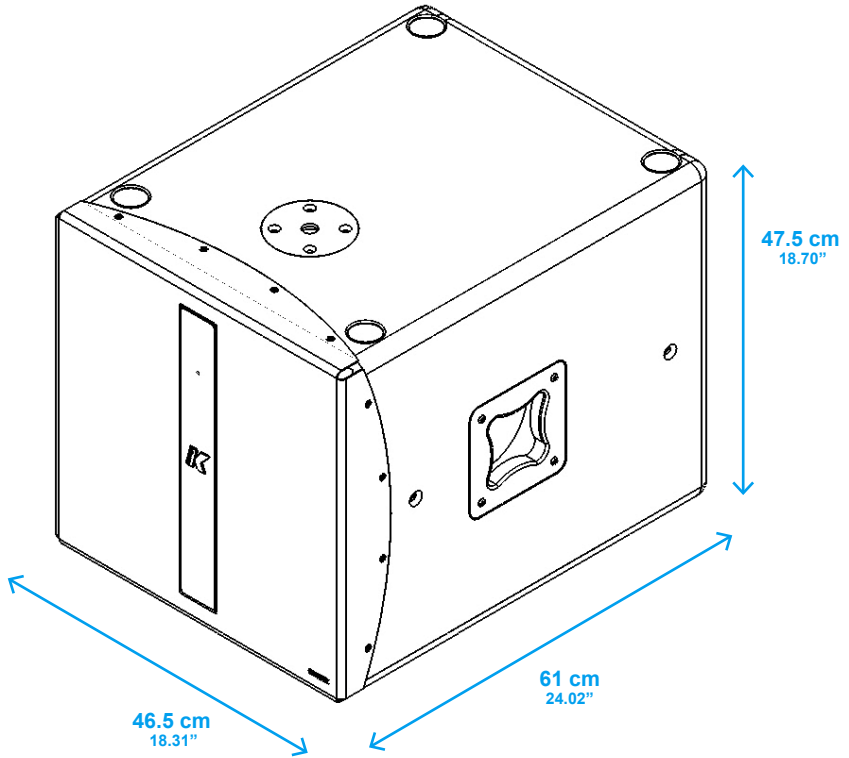
7. PHYSICAL

KMT12P



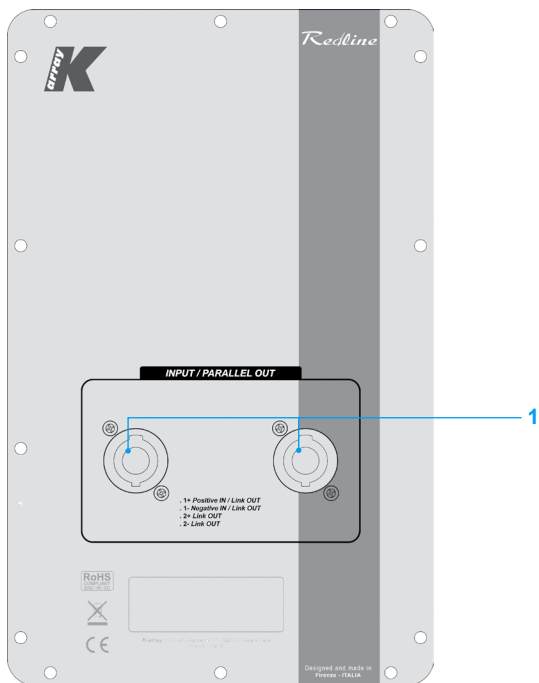
weight: 12.6 kg (27.78 lbs)

KMT18P



weight: 24.6 kg (54.23 lbs)

8. REAR PANEL



1) INPUT / PARALLEL OUT Speaker connectors. Each connector offers 2 channels of power audio signal. KMT12P and KMT18P internal wiring is designed to pick up audio power signal from pins 1+ / 1- of a NL4 connector. 2+ and 2- pins, just like 1+ and 1-, are directly wired from one socket to the other, so the signal can pass through multiple speaker modules without additional external cabling.

9. SERVICE

To obtain service:

- 1) Contact the official K-array distributor in your country. Your local distributor will direct you to the appropriate service center.
- 2) If you are calling for service, please have the serial number(s) of the unit(s) available for reference. Ask for Customer Service, and be prepared to describe the problem clearly and completely.
- 3) If the problem cannot be resolved over the phone, you may be required to send the unit in for service. In this instance, you will be provided with an RA (Return Authorization) number which should be included on all shipping documents and correspondence regarding the repair. Shipping charges are the responsibility of the purchaser.

Any attempt to modify or replace components of the device will invalidate your warranty. Service must be performed by an authorized K-array service center.



Cleaning:

Use only a soft, dry cloth to clean the housing. Do not use any solvents, chemicals, or cleaning solutions containing alcohol, ammonia, or abrasives. Do not use any sprays near the product or allow liquids to spill into any openings.

10. KMT12P SPECS

KMT12P	
Acoustics	
Speakers power handling	700W (AES)
Impedance	8 Ω
Frequency range	40Hz - 150 Hz +/- 3dB (preset dependent)
Maximum SPL	128 dB continuous - 134 dB peak
Coverage	
Horizontal	Omni
Vertical	Omni
Crossover	
Type	External Crossover required
Frequency	low pass @150 Hz maximum
Transducers	
Full range	1 x 12" Neodymium speakers with 3" voice coil
Impedance	8Ω
Power Audio Input	
Connectors	2 x 4-pin Speakon
Wiring	1+ 1- (signal IN & LINK); 2+ 2- (through)
Physical	
Dimensions	32.5 x 33.5 x 43.5 cm (12.91" x 13.19" x 17.13")
Weight	12.6 kg (27.78 lbs)
<p>New materials and design are introduced into existing products without previous notice. Present systems may differ in some respects from those presented in this brochure.</p>	

11. KMT18P SPECS

KMT18P	
Acoustics	
Speakers power handling	800W (AES)
Impedance	8 Ω
Frequency range	30Hz - 150 Hz +/- 3dB (preset dependent)
Maximum SPL	128 dB continuous - 134 dB peak
Coverage	
Horizontal	Omni
Vertical	Omni
Crossover	
Type	External Crossover required
Frequency	low pass @150 Hz maximum
Transducers	
Full range	1 x 18" Neodymium speakers with 3" voice coil
Impedance	8 Ω
Power Audio Input	
Connectors	2 x 4-pin Speakon
Wiring	1+ 1- (signal IN & LINK); 2+ 2- (through)
Physical	
Dimensions	46.5 x 47.5 x 61 cm (18.31"x 18.70" x 24.02")
Weight	24.6 kg (54.23 lbs)
<p>New materials and design are introduced into existing products without previous notice. Present systems may differ in some respects from those presented in this brochure.</p>	

The contents of this manual are furnished for informational purposes only. Hp Sound Equipment s.r.l. assumes no responsibility for any errors or inaccuracies that may appear in this manual. Hp Sound Equipment s.r.l. reserves the right to make modifications without prior notice.



K-array s.r.l. unipersonale

Via Paolina Romagnoli - 50037
San Piero a Sieve (Firenze) - Italy
tel. +39 055 8487222 - fax. +39 0558487238
e-mail: info@k-array.com

www.k-array.com

