

aune

Flamingo-BD Tube DAC

User Manual

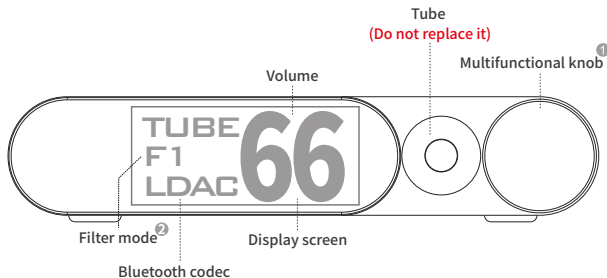
Preface

Dear Customers:

Thanks for purchasing the aune Flamingo-BD and congratulations on choosing this high-quality Bluetooth tube DAC.

We sincerely hope the Flamingo-BD will bring you excellent Hi-Fi experience. Please read this manual carefully before using the device.

Flamingo-BD at a Glance

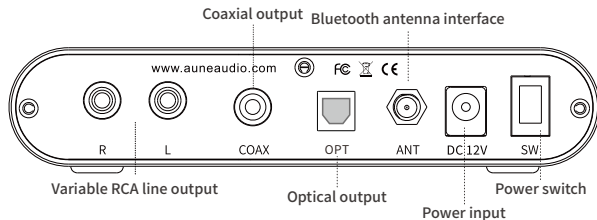


1 Press:

- One short press: change filter mode
- Long press: change display orientation

Turn:

- Clockwise: volume+
- Counterclockwise: volume-



2 F1. APODIZING FAST

- F2. FAST LINEAR
- F3. SLOW LINEAR
- F4. FAST MINIMUM
- F5. SLOW MINIMUM
- F6. CORRECTED MINIMUM
- F7. BRICK WALL

Introduction

The Flamingo-BD is one of the 5th generation models of the aune tube DAC series, and it's the one focusing on Bluetooth. Supports HD Bluetooth like AAC / aptX HD / LDAC. With the ES9318 DAC chip and the carefully selected tube, it has the sound of a special taste.

Specifications

Bluetooth: 24bit/96k MAX

RCA Line Out:

Output level @0dB: 2.1Vrms MAX

Frequency response (20Hz~20kHz): ± 0.5 dB

THD+N @1kHz: 0.02% (TUBE)

Noise Floor: 10 μ V

Dimensions: 135mm \times 103mm \times 26.8mm

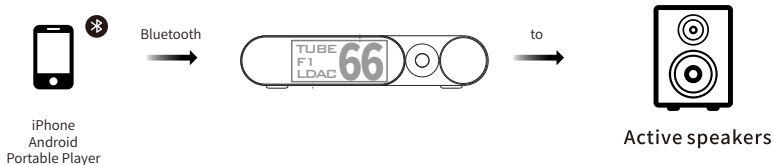
Weight: 1kg

Accessories: power cord, quick start guide, Bluetooth antenna

*** The tube can be hot when the device is working.
Do not touch it.**

Operations

1. Search for device “aune Flamingo-BD” on a Bluetooth transmitter device (smartphone, computer, etc.)
2. Play music on the connected device.
3. Option A: Connect a DAC or an AV receiver to the Flamingo-BD’ s digital output (coaxial/optical)
Option B: Connect an amplifier or a pair of active speakers to the Flamingo’ s variable RCA line output.



aune

aune | 430034 WUHAN | CHINA
Email: sales@auneaudio.com | FAX: +86-27-85840435 | www.auneaudio.com