

iDo

FCC Compliance Statement



Hereby, NuForce Inc. declares that this device is in compliance with the limits for a Class B digital device, pursuant to part 15 of the FCC Rules.

This equipment has been tested and found to comply with the limits for a Class B digital device, pursuant to part 15 of the FCC Rules. These limits are designed to provide reasonable protection against harmful interference in a residential installation. This equipment uses and can radiate radio frequency energy. If not installed and operated in accordance with the instructions, it may interfere with radio communications.

There is no guarantee that interference will not occur in a particular installation. If this equipment does interfere with radio or television reception, the user may be able to correct the problem by one or more of the following measures:

- Reorient or relocate the receiving antenna.
- Increase separation between equipment and receiver.
- Use equipment on a circuit to which the receiver is not connected.
- Consult your dealer or an experienced radio/TV technician for help.

WARNING: Only peripherals complying with the FCC class B limits may be attached to this equipment.

Changes or modifications made to this equipment, not expressly approved by us or parties authorized by us could void the user's authority to operate the equipment. This device complies with part 15 of the FCC Rules. Operation is subject to the following two conditions: (1) This device may not cause harmful interference, and (2) this device must accept any interference received, including interference that may cause undesired operation.

Notice for customers: The following information is only applicable to equipment sold in countries applying EU Directives.

EU Declaration of Conformity



Hereby, NuForce Inc. declares that this device is in compliance with the essential requirements and other relevant provisions of Directive 2004/108/EC.

The manufacturer of this product is NuForce, 382 South Abbott Ave, Milpitas, CA 95035, USA.

The Authorized Representative for EMC and product safety is NuForce, 382 South Abbott Ave, Milpitas, CA 95035, USA.

For any service or guarantee matters please refer to the addresses given in separate service or guarantee documents.

For customers in Europe



Disposal of Old Electrical & Electronic Equipment (Applicable in the European Union and other European countries with separate collection systems)

This symbol on the product or on its packaging indicates that this product shall not be treated as household waste. Instead it shall be handed over to the applicable collection point for the recycling of electrical and electronic equipment. By ensuring this product is disposed of correctly, you will help prevent potential negative consequences for the environment and human health, which could otherwise be caused by inappropriate waste handling of this product. The recycling of materials will help to conserve natural resources. For more detailed information about recycling of this product, please contact your local Civic Office, your household waste disposal service or the shop where you purchased the product.

SAFETY INSTRUCTIONS

There are two categories of Safety Instructions included in this manual:

- Product Warnings, (i.e., what must never be done to assure avoiding those hazards that could cause bodily injury or property damage); and
- User Directions (i.e., what must always be done to assure the safe use of your device).

The Safety Instructions contained in this manual have been categorized in accordance with the seriousness of the potential hazards through the use of Signal Words. Those Signal Words, and their intended meanings, are as follows:

DANGER: Indicates that failing to observe the Safety Instructions could result in death or catastrophic bodily injury.

WARNING: Indicates that failing to observe the Safety Instructions could result in serious bodily injury.

CAUTION: Indicates that failing to observe the Safety Instructions could result in minor bodily injury or property damage.

NOTE: Designates important information that relates to activities and/or conditions that might result in loss of data and/or damage to your device.

Safe Use and Operation of Your Device

This equipment emits stray RF energy and will interfere with the reception of signals by airborne electronic navigational devices or medical devices. Do not operate this equipment near any sensitive medical devices.

WARNING: Use only grounded AC power cords.

Always immediately disconnect the power to the equipment in the event the device emits an unusual odor or sound or generates smoke.

WARNING: Never attempt to disassemble, repair or make any modification to your device. Disassembly, modification or any attempt at repair could cause bodily injury or property damage, as well as damage to the device itself.

WARNING: Your device is not a toy. Never allow children to play with your device. Misuse, rough or improper handling of your device by children could result in serious bodily injury for any of the enumerated safety warnings in this manual. In addition, always keep all accessories and components out of the reach of small children as small parts might present a choking hazard. Seek immediate medical attention if choking occurs or if any small part has been swallowed.

CAUTION: Never raise the sound volume level too high when using your device with earphones. An excessive sound volume level could cause damage to your hearing.

WARNING: To reduce the risk of fire or electric shock, do not expose the unit to moisture or water.

Do not allow foreign objects to get into the enclosure. If the unit is exposed to moisture, or a foreign object gets into the enclosure, immediately disconnect the power cord from the wall. Take the unit to a qualified service person for inspection and necessary repairs.

Read all the instructions before connecting or operating the component.

Keep this manual so you can refer to these safety instructions.

Heed all warnings and safety information in these instructions and on the product itself. Follow all operating instructions.

Do not use this unit near water.

Allow for a minimum 10 cm or 4 inches of unobstructed clearance around the unit. Do not place the unit on a bed, sofa, rug, or similar surface capable of blocking ventilation openings. If the unit is placed in a bookcase or cabinet, allow for proper ventilation. Keep the component away from radiators, heat registers, stoves, or any other appliance that produces heat.

If the unit requires a power supply:

- It must be connected to a power supply only of the type and voltage specified on the rear panel.
- Connect the component to the power outlet only with the supplied power supply cable or an exact equivalent. Do not modify the supplied cable.
- Do not route the power cord where it will be crushed, pinched, bent, exposed to heat, or damaged in any way. Pay particular attention to the power cord at the plug and where the cord exits the back of the unit.
- The power cord should be unplugged from the wall outlet during a lightning storm or if the unit is to be left unused for a long period of time.

Immediately stop using the component and have it inspected and/or serviced by a qualified service agency if:

- The power supply cord or plug has been damaged.
- Objects have fallen or liquid has been spilled into the unit.
- The unit has been exposed to rain.
- The unit shows signs of improper operation.
- The unit has been dropped or damaged in any way.

NuForce Icon iDo

Checklist

The following are included with the Icon iDo:

- Vertical stand
- DC power supply
- 30-pin charge/sync USB cable

Nuforce Icon iDo

iPod touch (3rd and 4th generation)
iPod classic
iPod nano (6th generation)

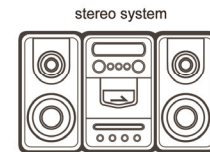
iPhone 4
iPhone 3GS
iPhone 3G

iPad 2
iPad

1 iDo



Made for
iPod iPhone iPad



2

Cables and Jacks

1 Apple Dock Connector to USB type A



2

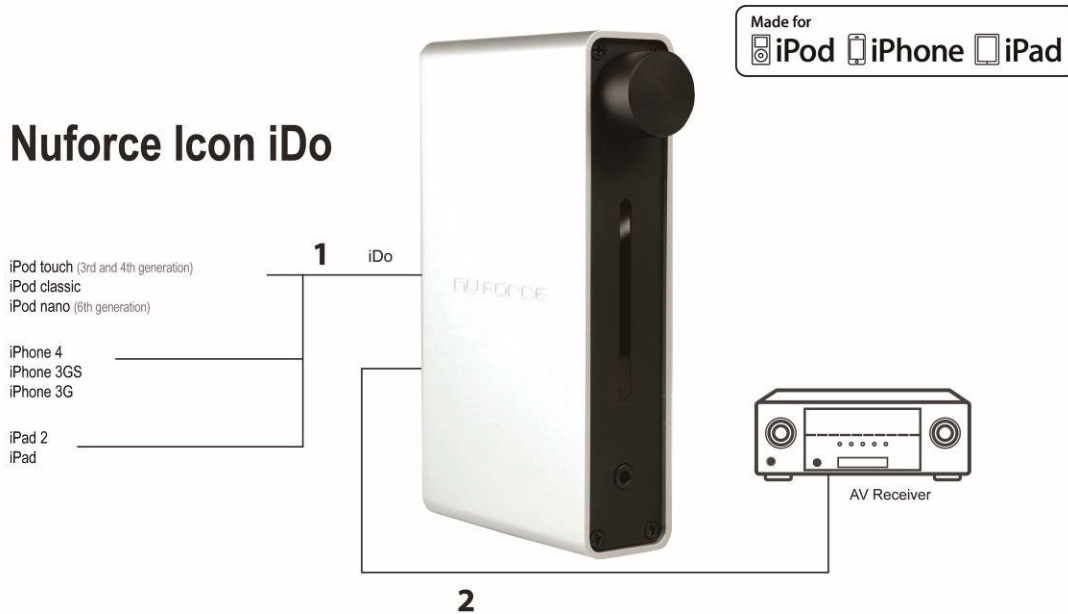


Headphone/Earphone Use

- Connect power cord to iDo
- Turn on iDo with volume control at minimum setting
- Connect USB cable between iDo and iPod devices
- Connect your headphones/earphones
- Using iPod devices to play music, slowly turn up iDo volume to desired listening level

Home Stereo Use with Analog Connection

- Connect power cord to iDo
- Turn on iDo with volume control at minimum setting
- Connect USB cable between iDo and the iPod devices
- Connect iDo to an external preamp or integrated amp via RCA cables.
- Turn on external amplifier, making sure volume is at minimum setting
- Slowly turn up the external amplifier's volume control to approximately 12 o'clock
- Using iPod devices to play music, slowly turn up iDo volume to desired listening level



Cables and Jacks

- 1** Apple Dock Connector to USB type A



- 2** Coaxial



DAC or AV Receiver Use with Digital Connection

- Connect power cord to iDo
- Connect USB cable between iDo and the iPod devices
- Connect iDo to an external preamp or integrated amp via Coaxial cables.
- Turn on external amplifier, making sure volume is at minimum setting
- Use iPod devices to play music
- Slowly turn up the external amplifier's volume control to desired listening level

Introduction

The Icon iDo is a complete Digital-to-Analog docking interface and headphone amplifier for the Apple iPod, iPhone or iPad¹. While preserving its original form, the iDo extracts digital audio data from the iPod via USB Host Mode operation. It then converts the digital audio data to a high-quality analog form for use with headphones or the user's own external stereo amplification system.

In addition, the Icon iDo provides for simultaneous conversion of the USB signal from iPod devices to a digital coaxial (S/PDIF) signal. The coaxial signal can then be converted to analog via the user's choice of high-end D-to-A Converters (DACs), including those from NuForce's High-End product line.

The Apple iPod possess the unique ability to store music files in the Apple Lossless Encoding (ALE) format, a methodology that preserves the original studio recording's minutest details. With the NuForce Icon iDo, you will realize your music's full potential. Extraction of digital audio data in its original digital form via USB Host Mode allows for the ultimate in bit-perfect, low-jitter playback.

Featuring audiophile-grade 24-bit D/A converters that operate exclusively at the data's native² sample rate, the Icon iDo also offers a built-in headphone amplifier capable of powering hard-to-drive headphones to their full potential.

The iDo's analog RCA and digital S/PDIF connectors allow for easy interface with your home stereo system or other external devices. The digitally controlled analog volume provides precise control, accurate channel tracking and superior resolution.

Features:

- Bit-perfect, low jitter USB Host Mode operation
- Digitally controlled analog volume control
- 3.5mm headphone output jack
- 24-bit DAC
- No sample rate conversion

Specifications:

- Input: USB (from iPod, iPhone, iPad). Maximum sampling rate: 48kHz, Resolution: 24-bits
- RCA Output: 2 Vrms
- Digital Output: coaxial RCA 75-ohm
- Headphone Output: 3.5mm output jack drives headphones up to 300-Ohm (12 mW@300-Ohm)
- THD+N: 0.01%, 1kHz, 1.2 Vrms
- Dynamic Range, SNR > 95dB
- Power Requirement: 6.5V, 2.3A, 100-240VAC (Worldwide AC).
- Dimension: 6" x 4 1/2" x 1"
- Weight: 1lb

Special Notes:

There are two kinds of volume control to choose from:

- The iDo volume control
- The Apple remote control (Optional; NuForce does not provide this, and it is not necessary to operate iDo.)

For the second choice, a remote sensor is located in the iDo. The volume setting will be memorized whenever your iPod device is connected to the iDo.

Please remember that whenever you are not using the iDo and are instead connecting headphones or earphones directly to your iPod device, the volume setting will remain where it was when previously connected to the iDo. In order to prevent hearing or device damage, before using the iPod device directly you should check its volume setting to be sure it's not too loud.

¹ For simplicity of discussion we will refer to all such Apple products as the iPod devices, as the concepts remain the same regardless of which actual product is in use.

² The maximum sample rate currently supported by Apple is 16-bit/44.1kHz or 24-bit/48kHz.


Compatibility

Made for


- iPod touch(3rd and 4th generation)
- iPod classic
- iPod nano (6th generation)
- iPhone 4
- iPhone 3GS
- iPhone 3G
- iPad 2
- iPad

Only iOS3 and later versions are supported.

Controls and Connectors



- On/Off switch: Depress the On/Off switch to turn on the power.
- Volume control: the volume control is a continuously rotating optical encoder. The default volume is set to 10% when iDo is turned on. The volume level is indicated by the relative position of the Blue LED indicator.
- LED display: When iPod device is connected to iDo the green LED will turned on; When the power is turned on, the Blue LED also lights up as well, indicating the current volume level. The position of the lens closest to the headphone output jack is the IR receiver window, so there is no LED in that position.
- Headphone Jack: The 3.5mm headphone output jack drives headphones up to 300-Ohm (12 mW@300-Ohm). An adapter for 6.3mm is required (not included) for headphones with 6.3mm connector.



- Analog output /RCA: The RCA connector should be used for connecting to a preamp or other audio equipment using standard analog RCA input connections.
- USB - The USB port can only recognize supported iPod devices. It cannot be used with other standard USB devices.
- S/PDIF: The 75-Ohm Coaxial connection should be used for digitally connecting the iDo to a D/A Converter (DAC) or receiver equipped with S/PDIF input. Volume control on iDo has no effect on S/PDIF output.
- DC Input: The maximum DC power voltage used for iDo is 6.5V/2.3A. Do not use any non-factory adapter, as it may damage your iDo as well as the iPod device connected via iDo. Damage resulting from use with a non-factory adapter is not covered under the warranty.

Using the Apple Remote Control (optional, not included)

The Icon iDo supports the standard Apple Remote Control for use with iPod devices. Although NuForce does not provide the Apple Remote Control, it is available from your authorized Apple retailer and may be provided free with certain Apple products. The Apple Remote is a convenience feature. It is not required to operate iDo.

The remote functions supported are: Play, Pause, Volume Up, Volume Down, Previous Track, Next Track

Charging the iPod devices

- Turn on iDo
 - Connect iPod devices with USB cable
- Important! Turn on iDo first before charging.

Trouble Shooting

Problem:

The iPod device is connected to the iDo, but the green light is not on.

Solutions:

- (a) Disconnect your iPod device. Cycle power off and then on to the iDo and reconnect your iPod device.
- (b) Check your iPod device's compatibility list to make sure it's compatible with iDo.
- (c) Update your iDo operating system if necessary.

Problem:

The iDo green light is on, but no sound.

Solutions:

- (a) Check the iDo's volume setting.
- (b) Check the iPod volume by using the remote. Remember that the remote has to be pointed at the iDo.
- (c) Check headphones for proper connectivity. If they are plugged in, the RCA output will be switched off automatically.

A Beginner's Guide to Good Audio

What qualities distinguish a good audio system?

Let's start with a misconception. "Wow! I'll bet that can play loud!" This, or something like it, is typical of the newcomer's reaction to an audiophile's setup, particularly if the speakers are large.

Why a system's loudness capabilities should be the measure of excellence isn't difficult to understand. People often install quite costly sound systems in their cars. Some of the larger specimens seem capable of shaking their host vehicle apart. The pavement trembles when one passes by. A club's sound system is in the same league: ear-splitting, gut-wrenching, floor-buckling output. With the exception of classical music, which is rarely ever amplified, the same is true for most live concerts. Domestically, the average boom box can break a lease. TV ads featuring hard-pumping woofer cones say it all.

Upon actually sitting down and listening to our hypothetical audiophile's sound system, the newcomer will likely say "Wow!" again, followed this time by "It's so clear!"

Clarity. The term takes on a host of qualities. As strange as this may seem, one of clarity's principal components is silence. A silent audio system — an audio system that contributes little to no noise of its own — reveals the music much more clearly at all listening levels, from soft to loud.

Resolution likewise contributes to clarity. Imagine two mounds of sand in bright sunlight. One mound is mixed with mud. It's difficult to see its individual grains. The other mound is free of mud. You have no trouble seeing its tiny, glittering bits. And so it is with high-quality audio. The music shines through. Nothing muddies the sonic image. You hear the texture of a singer's voice almost as if she's in the room. Instrumental timbres allow you to distinguish the purposeful grunge of the rockers' guitars. Violas differ from violins, likewise oboes from English horns. A good sound system allows you to make these listening distinctions.

Soundstage. Another critically important measure of an audio system's quality is its ability to project a convincing soundstage. Can you perceive its width and depth? Is it realistically proportioned? Can you hear the venue as large or small? Is it clear to you where the musicians perform within the soundstage? Depending on the style of recording, our audiophile's sound system provides the answers. And of course, the pleasures.

Speed. An audio system's superior speed produces crisp, clean attacks: a violin or trumpet's edge, a drummer's rim shot, a marimba's wooden loveliness — all those little delights that mimic live music.

Bass. To return to trembling pavements and hard-pumping woofer cones, the audiophile's guest will be pleasantly surprised to discover that a high-quality sound system's low end is as tuneful and clean as the rest of the audio spectrum. Again, no mud. Just lovely, well-defined sounds. A good audio system aims at naturalness.

Size. Good audio is not necessarily big audio. If you shop wisely, you need not spend a fortune to achieve a high level of audio performance. With these pointers as a guide, the newcomer has a good idea of what to listen for. The least expensive NuForce components will more than satisfy modest applications. With our reference-grade components serving as the culmination of all our efforts, our entire line answers to the same ideal: accurate, vibrant, lifelike sound.

DAC and Headphone Amp User Guide

Introduction

Modern CD-ripping software is capable of recording bit-perfect digital music data (16 bit/44.1 kHz) from audio CDs and storing it as files on the computer's hard drive. In addition to CD-quality music, some online sites now offer 24 bit/96 kHz music files. Thanks to larger and increasingly economical hard-disk capacity, consumers can store the highest quality music files on their computers or iPod. However, extracting truly superior sound from an iPod poses problems, as we shall see below.

Analog versus Digital Output

Most modern external soundcards intended for use with computers, classified as Client Mode devices, are relatively simple. Examples of these are the NuForce uDAC-2, Icon-2, Icon HDP, etc. Such devices are under the control of the host computer in that, by command, they process/convert the digital data to an analog signal as it is being sent by the computer.

Inasmuch as the iPod operates in client mode as well, some type of host device must request that the digital audio data be sent to it for conversion back to an analog signal. In other words, the iPod must be told to send the digital data to the receiving device. It will not do so on its own. Such a host device must have an operating system not unlike that of a computer. Generally speaking, it need not be as complex. This is how the Icon iDo extracts digital audio data from an iPod.

Once the digital audio data is sent to the iDo, it converts that data back into an analog signal. Note that this same process takes place within the iPod itself when it is operated as a stand-alone audio playback device. The iDo is able to go to greater lengths because it has a larger chassis for additional circuitry, and is therefore able to perform the DAC process in a more precise way. At present, the only way to achieve high performance D-to-A conversion is through some larger, external device, e.g., iDo.

In order to realize even better performance parameters than those the iDo provides, larger DAC devices must be employed. For these applications, the user can take advantage of the iDo's coaxial-S/PDIF digital output. Bypassing the iDo's DAC stage, the signal can be sent to an external high-end DAC of the user's choice, e.g., as a sub-section within an A/V receiver or preamp/processor. In more advanced two-channel audio systems, that device may be a stand-alone outboard DAC component, e.g., the NuForce DAC-9, which offers very high-precision playback for the most refined audio systems.

Finally, the iDo offers a high-performance, audiophile-quality headphone amplifier stage. While many devices are able to drive headphones or earphones somewhat adequately, true high performance requires special attention to the amplifier circuitry. The iDo's headphone output extracts musical details and bass performance from recordings that may have previously sounded thin, muffled or distorted. When offered by other manufacturers, this feature alone can cost as much as the complete iDo.

We thank you for your investment in the NuForce Icon iDo. We've every confidence that you will find it to be an exceptional product.

NuForce One (1) Year Limited Warranty

NuForce's Limited Warranty and Limitation of Liabilities

ADDITIONAL RIGHTS

FOR CONSUMERS, WHO ARE COVERED BY CONSUMER PROTECTION LAWS OR REGULATIONS IN THEIR COUNTRY OF PURCHASE OR, IF DIFFERENT, THEIR COUNTRY OF RESIDENCE, THE BENEFITS CONFERRED BY THIS WARRANTY ARE IN ADDITION TO ALL RIGHTS AND REMEDIES CONVEYED BY SUCH CONSUMER PROTECTION LAWS AND REGULATIONS. THIS WARRANTY DOES NOT EXCLUDE, LIMIT OR SUSPEND ANY RIGHTS OF CONSUMERS ARISING OUT OF NONCONFORMITY WITH A SALES CONTRACT. SOME COUNTRIES, STATES AND PROVINCES DO NOT ALLOW THE EXCLUSION OR LIMITATION OF INCIDENTAL OR CONSEQUENTIAL DAMAGES OR ALLOW LIMITATIONS ON HOW LONG AN IMPLIED WARRANTY OR CONDITION MAY LAST, SO THE LIMITATIONS OR EXCLUSIONS DESCRIBED BELOW MAY NOT APPLY TO YOU. THIS WARRANTY GIVES YOU SPECIFIC LEGAL RIGHTS, AND YOU MAY ALSO HAVE OTHER RIGHTS THAT VARY BY COUNTRY, STATE OR PROVINCE. THIS LIMITED WARRANTY IS GOVERNED BY AND CONSTRUED UNDER THE LAWS OF THE COUNTRY IN WHICH THE PRODUCT PURCHASE TOOK PLACE.

LIMITED WARRANTY

For a period of ONE(1) YEAR from the date of retail purchase by the original end-user purchaser ("Warranty Period"), NuForce warrants (i) this product against defects in materials and workmanship, and (ii) that each Product, unmodified and under normal use and conditions, will substantially comply with NuForce' applicable written technical documentation for the Product. NuForce reserves the right to make substitutions and modifications from time to time in the specifications of Products sold by NuForce, provided that such substitutions or modifications do not materially affect overall Product performance.

If a hardware defect exists and a valid claim is received within the Warranty Period, at its option and to the extent permitted by law, NuForce will (1) repair the hardware defect at no charge, using new or refurbished replacement parts, (2) exchange the product with a product that is new or which has been manufactured from new or serviceable used parts and is at least functionally equivalent to the original product, or (3) refund the purchase price of the product. NuForce may request that you replace defective parts with user-installable new or refurbished parts that NuForce provides in fulfillment of its warranty obligation. A replacement product/part assumes the remaining warranty of the original product or ninety (90) days from the date of replacement or repair, whichever provides longer coverage for you. When a product or part is exchanged, any replacement item becomes your property and the replaced item becomes NuForce's property. When a refund is given, your product becomes NuForce's property.

OBTAINING WARRANTY SERVICE

If you purchased the product in the U.S., deliver the product, at your expense, to any NuForce Service Center located in the U.S. If you purchased the product outside of the U.S., deliver the product to any NuForce Authorized Importer in the country where you purchased the product. Be aware, however, that not all countries have NuForce Authorized Service Providers ('NASP') and not all Authorized Service Providers outside the country of purchase have all parts or replacement units for the product. If the product cannot be repaired or replaced in the country it is in, it may need to be sent to a different country or returned to the country of purchase at your expense for repair or replacement. If you seek service in a country that is not the country of original purchase, you will comply with all applicable import and export laws and regulations and be responsible for all custom duties, V.A.T. and other associated taxes and charges. Where international service is available, NuForce may repair or exchange defective products and parts with comparable products and parts that comply with local standards.

You can always deliver the product to NuForce's U.S. main service center for obtaining warranty service, however, you may have to pay for return shipping cost.

NuForce may send you user-installable new or refurbished replacement product or parts to enable you to service or exchange your own product ("DIY Service"). Upon receipt of the replacement product or part, the original product or part becomes the property of NuForce and you agree to follow instructions, including, if required, arranging the return of original product or part to NuForce in a timely manner.

When providing DIY Service requiring the return of the original product or part, NuForce may require a credit card authorization as security for the retail price of the replacement product or part and applicable shipping costs. If you follow instructions, NuForce will cancel the credit card authorization, so you will not be charged for the product or part and shipping costs. If you fail to return the replaced product or part as instructed or the replaced product or part is not eligible for warranty service, NuForce will charge the credit card for the authorized amount.

EXCLUSIONS AND LIMITATIONS

This Limited Warranty applies only to hardware products manufactured by or for NuForce that can be identified by the "NuForce" trademark, trade name, or logo affixed to them. The Limited Warranty does not apply to any non-NuForce hardware products or any accessories, even if packaged or sold with NuForce hardware. Non-NuForce manufacturers, suppliers, may provide their own warranties. Other accessories distributed by NuForce under the NuForce brand name are not covered under this Limited Warranty. This warranty does not apply: (a) to damage caused by accident, abuse, misuse, misapplication, liquid contact, fire, earthquake, non-NuForce products, or other external causes; (b) to damage caused by service performed by anyone who is not a NASP; (c) to a product or a part that has been modified without the written permission of NuForce; (d) to consumable parts, such as batteries, or protective coatings designed to diminish over time unless failure has occurred due to a defect in materials or workmanship; (e) to cosmetic damage, including but not limited to scratches, dents, and broken plastic on ports; (f) to defects caused by normal wear and tear or otherwise due to the normal aging of the product; or (g) if any NuForce serial number has been removed or defaced.

Important: Do not open the hardware product. Opening the hardware product may cause damage that is not covered by this warranty. Only NuForce or a NASP should perform service on this hardware product.

THIS WARRANTY AND REMEDIES SET FORTH ABOVE ARE EXCLUSIVE AND IN LIEU OF ALL OTHER WARRANTIES, REMEDIES AND CONDITIONS, WHETHER ORAL OR WRITTEN, EXPRESS OR IMPLIED. NUFORCE SPECIFICALLY DISCLAIMS ANY AND ALL IMPLIED WARRANTIES, INCLUDING, WITHOUT LIMITATION, WARRANTIES OF MERCHANTABILITY AND FITNESS FOR A PARTICULAR PURPOSE. IF NUFORCE CANNOT LAWFULLY DISCLAIM IMPLIED WARRANTIES UNDER THIS LIMITED WARRANTY, ALL SUCH WARRANTIES, INCLUDING WARRANTIES OF MERCHANTABILITY AND FITNESS FOR A PARTICULAR PURPOSE ARE LIMITED IN DURATION TO THE DURATION OF THIS WARRANTY. No NuForce reseller, agent, or employee is authorized to make any modification, extension, or addition to this warranty.

NUFORCE IS NOT RESPONSIBLE FOR DIRECT, SPECIAL, INCIDENTAL OR CONSEQUENTIAL DAMAGES RESULTING FROM ANY BREACH OF WARRANTY OR CONDITION, OR UNDER ANY OTHER LEGAL THEORY, INCLUDING BUT NOT LIMITED TO LOST PROFITS, DOWNTIME, GOODWILL, DAMAGE TO OR REPLACEMENT OF EQUIPMENT AND PROPERTY, ANY COSTS OF RECOVERING, REPROGRAMMING, OR REPRODUCING ANY PROGRAM OR DATA STORED IN OR USED WITH NUFORCE PRODUCTS, AND ANY FAILURE TO MAINTAIN THE CONFIDENTIALITY OF DATA STORED ON THE PRODUCT. NUFORCE SPECIFICALLY DOES NOT REPRESENT THAT IT WILL BE ABLE TO REPAIR ANY PRODUCT UNDER THIS WARRANTY OR MAKE A PRODUCT EXCHANGE WITHOUT RISK TO OR LOSS OF PROGRAMS OR DATA.

Some states and provinces do not allow the exclusion or limitation of incidental or consequential damages or exclusions or limitations on the duration of implied warranties or conditions, so the above limitations or exclusions may not apply to you. This warranty gives you specific legal rights, and you may also have other rights that vary by state or province.

Proof of purchase in the form of a bill of sale or receipted invoice which is evidence that the unit is within the Warranty period must be presented to obtain warranty service.

REPLACEMENT AS PROVIDED UNDER THIS WARRANTY IS THE EXCLUSIVE REMEDY OF THE CONSUMER.

NUFORCE SHALL NOT BE LIABLE FOR ANY INCIDENTAL OR CONSEQUENTIAL DAMAGES FOR BREACH OF ANY EXPRESS OR IMPLIED WARRANTY ON THIS PRODUCT. EXCEPT TO THE EXTENT PROHIBITED BY APPLICABLE LAW, ANY IMPLIED WARRANTY OF MERCHANTABILITY OR FITNESS FOR A PARTICULAR PURPOSE ON THIS PRODUCT IS LIMITED IN DURATION TO THE DURATION OF THIS WARRANTY.

"Made for iPod," "Made for iPhone," and "Made for iPad" mean that an electronic accessory has been designed to connect specifically to iPod, iPhone, or iPad, respectively, and has been certified by the developer to meet Apple performance standards. Apple is not responsible for the operation of this device or its compliance with safety and regulatory standards. Please note that the use of this accessory with iPod, iPhone, or iPad may affect wireless performance. iPad, iPhone, iPod, iPod classic, iPod nano, and iPod touch are trademarks of Apple Inc., registered in the U.S. and other countries.

NuForce, the NuForce logo and Icon iDo are trademarks or registered trademarks of NuForce, Inc.