

Introduction

Thank you for purchasing the FiiO E10 USB Decoder. The FiiO E10 is a multifunctional USB decoder which when connected to a computer works as a high quality external sound card allowing you to enjoy high quality sound via headphones. In addition it has a coaxial output port and a line out connector.

Safety Precautions

- Please read these instructions before using the unit.
- Do not attempt to disassemble or repair the unit. There are no user serviceable parts inside.
- Do not allow the unit to get wet.
- Please use the original accessory cables to ensure the unit functions correctly. Any damage caused by the use of third party accessory cables is not covered by the product warranty.
- To avoid possible damage your hearing and to your stereo audio system, please set the volume at a safe and comfortable level. Please turn down the volume before plugging in the earphones and we recommend that you do not use earphones continuously for long periods of time.

Accessories Supplied

Please check that you have received the items below.

USB Cable 1 PCS ; Rubber Feet 8 PCS ; Instruction Manual 1 PCS

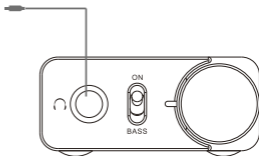
Specifications

- | | |
|---------------------------------|--------------------------------|
| ● Power supply: | Standard MINI USB port |
| ● Output Power: | 150mW(32Ω) |
| ● Sample rate USB decoder: | 96KHz/24 Bit (Maximum support) |
| ● Coaxial output: | Stereo PCM |
| ● Frequency response: | 20Hz~20KHz |
| ● Suitable Headphone Impedance: | 16Ω~300Ω |
| ● Size: | 79mm×49.1mm×21mm |
| ● Weight: | 82g |

Connections

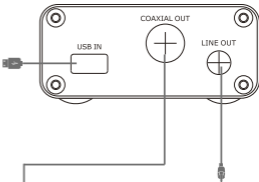
Headphone output:

Suitable for headphones with a 3.5mm plug.



connector:

To connect to a computer for audio data and power.



Coaxial output:


Output stereo PCM digital audio.



To connect to a coaxial decoder e.g. FiiO D3

LINE OUT connector:

To connect to active speakers or stereo system.



Operation

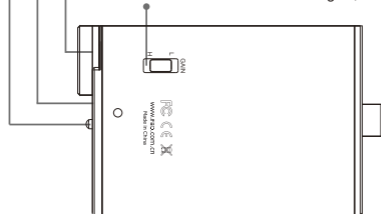
Bass Boost Switch: Up = Bass Boost ON

Down = Bass Boost OFF

Status Indicator: Blue light will be on when the signal is locked

Volume Control: Rotate clockwise to increase volume, rotate counterclockwise to decrease volume.

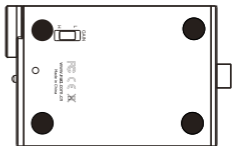
Gain Control Switch: H:High , L:LOW



Rubber Foot Pad Installation

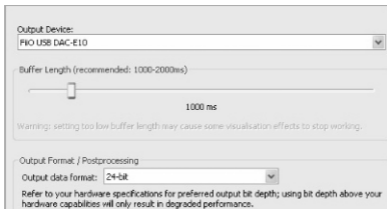
Please keep the rubber foot pads out of reach of children.

Remark: Installing foot pads can help prevent accidental scratches, reduce wear and etc.



USB Computer Connection

- When using the USB port to connect the E10 to your computer for the first time, the computer will prompt you that it has found new hardware. Please install the driver by following the computer screen prompts.
- If you would like to connect the E10 to another USB port, please repeat the above steps.
- After connecting to the computer, the default volume setting will be “middle”. You can then adjust the system volume via the computer.
- Please select the output as “FiiO USB DAC-E10” when you play the audio files on the computer.



Troubleshooting

- If there is no sound output or the volume is very low, please check and adjust the computer system volume and the E10 volume to suit.
- If the sound is of poor quality, please ensure the music files are in good condition and check that the output port is properly connected.
- If the unit does not function correctly, please reset the USB connection by unplugging it and reinserting it after about five seconds.

Statement

- ★FiiO has the final interpretation of these instructions. If any discrepancy is found between the instruction manual and the product, please refer to the actual product.
- ★FiiO reserves the right to amend the technical specifications without prior notice.
- ★FiiO reserves the right to amend these instructions without prior notice.
- ★FiiO reserves the right to modify the product without prior notice.

CONTACT INFORMATION

FiiO®

FiiO Electronic Technology Ltd.

Tel: +86-20-62679040 Fax: +86-20-62679042

Address: 2/F, F Building, Hougang Industrial Zone, Shigang Village,
Huangshi West Road, Baiyun District, Guangzhou, China.

<http://www.fiiocom.cn> Postcode : 510430

The machine cannot work normally or any other questions:

please visit our website (<http://www.fiiocom.cn/support/FeekBack.aspx>)
to post comments or send email to service@fiiocom.cn .

Qualified Certificate

V00

DATE:
(D-M-Y)

FC CE 5190093

Manufactured by FiiO

Made in China